



संघट्टल वीक ऑफ इंडिया  
Central Bank of India

1947 के अन्तर्गत "संघट्टल" - CENTRAL BANK SINCE 1947

Executive Summary

# ANNUAL CREDIT PLAN

2026-27

Convenor - Central Bank of India



### MESSAGE

A strong and responsive banking system is essential for achieving inclusive, balanced, and sustainable economic development. Through timely and adequate credit support, banks play a vital role in strengthening agriculture, promoting entrepreneurship, generating employment, and supporting infrastructure creation. In this context, the Annual Credit Plan (ACP) for FY 2026-27 prepared by the State Level Bankers' Committee (SLBC) for Madhya Pradesh is an important roadmap for accelerating the State's economic progress.

I am pleased to note that the Annual Credit Plan for FY 2026-27 has been prepared with a total projected credit outlay of ₹5,00,856 crore. Special emphasis has been placed on the Agriculture and MSME sectors, which remain key drivers of the State's economy. An allocation of ₹1,65,117 crore has been made for Agriculture and ₹1,62,967 crore for MSME, together accounting for nearly two-thirds of the total credit plan. This focused approach is expected to strengthen farm productivity, expand business opportunities, encourage innovation, and create sustainable livelihoods across rural and urban areas.

Apart from these core sectors, the ACP also provides strategic focus on sectors such as Housing, Education, Export Credit, Social Infrastructure, and Renewable Energy. Enhanced credit flow in these areas will support social development, infrastructure expansion, green growth, and human resource development, thereby contributing to the long-term vision of a prosperous and self-reliant Madhya Pradesh.

I commend the efforts of SLBC, member banks, and the Directorate of Institutional Finance for preparing this comprehensive credit plan through close coordination with all stakeholders. I am confident that with effective implementation and collective commitment, the Annual Credit Plan FY 2026-27 will significantly contribute towards achieving the State's developmental priorities. I extend my best wishes for its successful implementation.

(Manish Rastogi)



## PREFACE

It gives me great pleasure to present the Annual Credit Plan for the Financial Year 2025-26, which consolidates the approved district credit plans of all 55 districts into a unified framework for inclusive and balanced economic development across the state. This plan reflects our continued commitment to channelizing institutional credit in alignment with the developmental priorities and growth potential identified by the State Government, NABARD, and other stakeholders at the district and block levels.

For the Financial Year 2026-27, a total credit outlay of Rs. 5,00,856 crore has been projected under priority and non-priority sectors, registering a growth of 19.50% over the previous year. Of this, Rs. 3,45,915 crore has been earmarked for the priority sector, constituting 69.06% of the total outlay, thereby reaffirming our focus on inclusive and sustainable development.

Acknowledging the critical contribution of the MSME sector towards entrepreneurship development, employment generation, and economic expansion, a credit target of Rs. 1,62,967 crore has been allocated, reflecting an increase of 11.59% over the previous year. Dedicated provisions have also been made for key sectors including Education, Housing, Export Credit, Social Infrastructure, Renewable Energy, and other priority segments to address the evolving developmental requirements of the state.

I express my sincere gratitude to the State Government, RBI, NABARD, Lead District Managers, and the controlling offices of various banks for their invaluable support, cooperation, and guidance in the preparation of this plan. I am confident that this document will serve as a strategic roadmap for banks and stakeholders, enabling coordinated efforts towards accelerating economic growth and improving the socio-economic landscape of the state.

I look forward to the active participation and commitment of all banks in achieving the sectoral credit targets for 2026-27.

# TABLE OF CONTENTS

## ANNUAL CREDIT PLAN 2025-26

- 01 Highlights of Annual Credit Plan 2025-26
- 02 Agency wise ACP Target
- 03 ACP vis-a-vis NABARD PLP
- 04 Annual Credit Plan Comparison
- 05 ACP Achievement, Target and disbursement

## ANNUAL CREDIT PLAN 2025-26

- 01 Highlights of Annual Credit Plan 2025-26
- 02 Agency wise ACP Target
- 03 ACP vis-a-vis NABARD PLP

## ANNUAL CREDIT PLAN 2025-26

- 01 Highlights of Annual Credit Plan 2025-26

## ANNUAL CREDIT PLAN 2025-26

- 01 Highlights of Annual Credit Plan 2025-26
- 01 Highlights of Annual Credit Plan 2025-26
- 01 Highlights of Annual Credit Plan 2025-26

# DATA TABLE

01 Highlights of Annual Credit Plan 2025-26

---

02 Agency wise ACP Target

---

03 ACP vis-a-vis NABARD PLP

---

04 Annual Credit Plan Comparison

---

05 ACP Achievement, Target and disbursement

---

05 ACP Achievement, Target and disbursement

---

05 ACP Achievement, Target and disbursement

---

05 ACP Achievement, Target and disbursement

---

05 ACP Achievement, Target and disbursement

---

05 ACP Achievement, Target and disbursement

---

05 ACP Achievement, Target and disbursement

---

05 ACP Achievement, Target and disbursement

---

05 ACP Achievement, Target and disbursement

---

05 ACP Achievement, Target and disbursement

---

05 ACP Achievement, Target and disbursement

---

# ANNEXURE

01 Highlights of Annual Credit Plan 2025-26

---

01 Highlights of Annual Credit Plan 2025-26

---

# ANNUAL CREDIT PLAN

2026-27

## Highlights

Sr.	Sector	No of A/cs	Amount (In cr.)	% Share to total credit plan outlay
1	Farm Credit	8519547	128866	25.73%
1a	Crop Loan (out of Farm Credit)	6241484	88638	17.70%
1b	Agriculture Term Loan	2278063	40228	8.03%
2	Agriculture Infrastructure	7086	1847	0.37%
3	Ancillary Activity	119201	34405	6.87%
4	<b>Total Agriculture ( 1+2+3 )</b>	<b>8645834</b>	<b>165117</b>	<b>32.97%</b>
5	<b>Total MSME ( 5a+5b+5c+5d+5e )</b>	<b>979159</b>	<b>162967</b>	<b>32.54%</b>
5a	Micro Enterprises	892583	82113	16.39%
5b	Small Enterprises	43259	53157	10.61%
5c	Medium Enterprises	9106	26488	5.29%
5d	KVIC	3978	229	0.05%
5e	Other under MSME	30233	981	0.20%
6	Export Credit	1163	158	0.03%
7	Education	40550	709	0.14%
8	Housing	135914	8541	1.71%
9	Social Infrastructure	12130	202	0.04%
10	Renewal Energy	110332	1360	0.27%
11	Other Priority Sector	340748	6861	1.37%
12	<b>Total Priority Sector</b>	<b>10265830</b>	<b>345915</b>	<b>69.06%</b>
13	<b>Non-Priority Sector</b>	<b>2794917</b>	<b>154941</b>	<b>30.94%</b>
14	<b>Total Credit Plan</b>	<b>13060747</b>	<b>500856</b>	<b>100%</b>
15	Wooler Section	4586572	87297	17.43%

01

The Annual Credit Plan envisages a total credit outlay of ₹5,00,858 crore covering 1.30 crore accounts across various sectors of the economy. Out of the total allocation, Priority Sector advances constitute a major share of ₹3,45,915 crore, accounting for 69.06% of the total credit plan, while Non-Priority Sector credit stands at ₹1,54,941 crore with a share of 30.94%.

02

Agriculture continues to remain the key focus area with a total allocation of ₹1,65,117 crore covering over 86 lakh accounts, contributing 32.97% to the overall credit plan. Within agriculture, Crop Loans account for ₹88,638 crore (17.70%), while Agriculture Term Loans contribute ₹40,228 crore (8.03%). Ancillary activities and Agriculture Infrastructure have also been provided due emphasis with allocations of ₹34,405 crore and ₹1,847 crore respectively.

03

The MSME sector has been accorded significant importance with a total planned credit of ₹1,62,967 crore, representing 32.54% of the overall outlay across 9.79 lakh accounts. Micro Enterprises dominate the segment with ₹82,113 crore allocation, followed by Small Enterprises at ₹53,157 crore and Medium Enterprises at ₹26,488 crore, highlighting continued focus on employment generation and entrepreneurship development.

04

Under other priority sectors, Housing received an allocation of ₹8,541 crore, Renewable Energy ₹1,360 crore, Education ₹709 crore, Social Infrastructure ₹202 crore, and Export Credit ₹158 crore. Credit support to Weaker Sections has also been prioritized with an allocation of ₹67,297 crore, accounting for 17.43% of the total credit plan.

Overall, the credit plan reflects a balanced and inclusive approach with strong emphasis on agriculture, MSMEs, financial inclusion, and sustainable economic development.

# Agency wise ACP Targets

(FY 2026-27)

amt. in crore

Sr	Banks	Agriculture		Crop Loans		MSME		Priority Sector	
		Target	Allotment %	Target	Allotment %	Target	Allotment %	Target	Allotment %
1	Public Sector Banks	73983	45%	41107	46%	76638	47.0%	137719	45%
2	Private Sector Banks	48212	29%	11246	13%	78752	48.3%	130394	38%
3	Commercial Banks (PSB+PVTs)	122195	74%	52353	59%	155390	95.4%	288113	83%
4	Regional Rural Banks	11198	7%	9549	11%	3374	2.1%	16430	5%
5	Cooperative Banks	27288	17%	26615	30%	0	0.0%	31183	9%
6	Small Finance Banks	4436	3%	121	0%	4203	2.6%	10189	3%
7	<b>Total</b>	<b>165117</b>	<b>100%</b>	<b>88638</b>	<b>100%</b>	<b>162967</b>	<b>100%</b>	<b>345915</b>	<b>100%</b>





The Annual Credit Plan envisages a Priority Sector credit outlay of ₹3,45,915 crore, with Commercial Banks contributing the major share of 83% amounting to ₹2,88,113 crore. Public Sector Banks continue to play a leading role with Priority Sector targets of ₹1,57,719 crore, constituting 46% of the total allocation, while Private Sector Banks account for ₹1,20,394 crore representing 38% share.

In Agriculture credit, a total target of ₹1,65,117 crore has been allocated, out of which Public Sector Banks have the highest share of 45% (₹75,983 crore), followed by Private Sector Banks with 29% (₹48,212 crore). Cooperative Banks also continue to play an important role in agriculture lending with a target of ₹27,288 crore accounting for 17% share.

Under Crop Loans, the total allocation stands at ₹88,638 crore. Public Sector Banks account for the largest share with ₹41,107 crore (46%), followed by Cooperative Banks with ₹26,615 crore (30%) and Regional Rural Banks with ₹9,549 crore (11%), highlighting their significant contribution towards short-term agricultural finance.

The MSME sector has been allocated ₹1,62,967 crore, with Private Sector Banks contributing the highest share of ₹78,752 crore (48.3%), closely followed by Public Sector Banks at ₹76,638 crore (47%). Small Finance Banks and Regional Rural Banks contribute modestly towards MSME financing.

Overall, the allocation pattern reflects a balanced participation of different banking groups with Public Sector Banks leading in agriculture and crop finance, while Private Sector Banks play a dominant role in MSME financing, thereby supporting inclusive economic growth and sectoral development.



# COMPARISON OF ACP WITH PLP OF NABARD

Sr.	Sector	PLP NABARD	Total Credit Plan 202627	ACP % of PLP
A	Farm Credit	179990	128866	72%
1	Crop Loans (out of Farm Credit)	126970	88638	70%
2	Term Loan	52020	40228	78%
B	Agriculture Infrastructure	6462	1847	29%
C	Ancillary Activity	22892	34405	152%
I	<b>Agriculture (A+B+C)</b>	<b>208744</b>	<b>165117</b>	<b>79%</b>
II	<b>MSMEs</b>	<b>146269</b>	<b>162967</b>	<b>111%</b>
III	Export Credit	1424	358	11%
IV	Education	1509	709	47%
V	Housing	8079	8541	106%
VI	Social Infrastructure	2221	202	9%
VII	Renewal Energy	1058	1360	128%
VIII	Other	6078	6861	113%
<b>Total Priority Sector</b>		<b>375384</b>	<b>345915</b>	<b>92%</b>





The Total Priority Sector Credit Plan for FY 2026-27 has been projected at **₹3,45,915 crore** against the potential of **₹3,75,384 crore** estimated by NABARD under the Potential Linked Plan (PLP). Overall, the Annual Credit Plan (ACP) constitutes **92% of the PLP**, reflecting a strong alignment of banking sector credit deployment with the developmental potential accessed by NABARD.

The Agriculture sector continues to receive major focus, with a total credit plan of **₹1,65,117 crore** against a PLP potential of **₹2,08,744 crore** achieving **79%** coverage. Farm Credit accounts for the largest share within Agriculture, with a credit projection of **₹1,18,866 crore** against PLP of **₹1,79,590 crore**, covering **72%** of the potential.

Within Farm Credit, Crop Loans are projected at 788,638 crore, constituting around 70% of the assessed potential and Agriculture Term Loans show comparatively better coverage at 76%, indicating emphasis on long-term agricultural investments. Ancillary Activities recorded an impressive ACP of 152% over PLP, reflecting strong banking support towards allied agricultural activities such as dairy, poultry, fisheries, and agri-based enterprises.

The MSME sector has emerged as a major growth driver with a credit projection of **₹1,62,967 crore** exceeding the assessed potential of **₹1,46,269 crore** and achieving **111%** of PLP. This indicates sustained policy emphasis and strong banking commitment toward entrepreneurship, industrial growth, and employment generation.

Housing sector also performed well with ACP reaching 106% of PLP, indicating continued thrust on affordable and retail housing finance. Renewable Energy achieved the highest proportional coverage at 128%, reflecting increasing focus on green energy initiatives and sustainable development.

However, some sectors like Export Credit, Social Infrastructure and Education witness comparatively lower credit coverage. These sectors may require focused intervention, awareness creation, and enhanced institutional support to improve credit absorption and sectoral development.



## ANNUAL CREDIT PLAN COMPARISON

Amount in crore

Sr.	Sector	ACP 2025-26	Disbursement			ACP Achievement %, 2025-26	ACP 2026-27
			2023-24	2024-25	2025-26		
1	Farm Credit	120931	89920	99118	106889	88.4%	120966
1a	Crop loans	87570	63730	71519	72641	82.7%	88838
1b	Agriculture Term Loan	33360	26190	27999	34448	103.3%	40228
2	Agriculture Infrastructure	1726	1006	1143	1323	76.6%	1847
3	Ancillary Activity	23377	16731	20061	27296	116.3%	34405
4	<b>Total Agriculture</b>	<b>146034</b>	<b>197257</b>	<b>120322</b>	<b>135508</b>	<b>92.8%</b>	<b>165117</b>
5	MSME	133971	99884	107142	134794	100.6%	162967
6	Education	577	406	484	596	103.3%	709
7	Housing	8196	399	5363	6520	79.3%	8541
8	Export Credit	251	5447	223	24	9.4%	158
9	Social Infrastructure	142	101	129	133	94.0%	202
10	Renewal Energy	186	1	162	811	436.0%	1360
11	Other Priority	4386	4979	4720	6182	140.0%	6661
12	<b>Total Priority Sector</b>	<b>293744</b>	<b>218476</b>	<b>238554</b>	<b>284527</b>	<b>96.9%</b>	<b>345915</b>
13	Non-Priority Sector	125366	177181	200567	221197	176.4%	154941
14	<b>Total Credit Plan</b>	<b>419110</b>	<b>395657</b>	<b>439321</b>	<b>505725</b>	<b>120.7%</b>	<b>500856</b>



The Annual Credit Plan (ACP) performance for FY 2025-26 reflects strong credit growth across most sectors, with overall disbursement under the Total Credit Plan reaching ₹5,05,725 crore against a target of ₹4,19,110 crore, thereby achieving 120.7% of the annual target.

The Agriculture sector achieved disbursement of ₹1,35,508 crore against an ACP target of ₹1,46,034 crore, achieving 92.8% of the target. Farm Credit remained the largest contributor within agriculture, with disbursement increasing steadily from ₹89,920 crore in 2023-24 to ₹1,06,889 crore in 2025-26. Crop Loans recorded disbursement of ₹72,441 crore against a target of ₹87,370 crore, achieving 82.7%. Though growth was visible over previous years, achievement remained below target.

The MSME sector demonstrated robust performance with disbursement of ₹1,34,794 crore against ACP target of ₹1,33,971 crore, achieving 100.6%.

Credit flow to MSMEs has shown consistent year-on-year growth. Considering the sector's importance in employment generation and industrial growth, the ACP for FY 2026-27 has been increased substantially to ₹1,62,967 crore.

The Non-Priority Sector recorded outstanding achievement of 176.4%, with disbursement of ₹2,21,197 crore against ACP target of ₹1,25,366 crore. This significant increase indicates strong industrial, trade, and service sector credit demand.

The achievement of 120.7% under the Total Credit Plan demonstrates strong banking sector support to economic activities across sectors. Based on this momentum, the Total Credit Plan for FY 2026-27 has been projected at ₹5,00,856 crore, with higher allocations toward agriculture, MSMEs, renewable energy, and infrastructure development.

# ACP achievement under major segments during 2025-26



TARGET

ACHIEVEMENT

## Crop Loan, Total Agriculture & Total MSME Disbursement Over Last 10 Years

Amnt. in lakh crore



## DISBURSEMENTS OVER LAST 10 YEARS UNDER PRIORITY SECTOR

Amnt. in lakh crore





# KEY BANKING PARAMETERS

Amount in crore

Sr.	Parameters	Outstanding			Y-o-Y variation		Y-o-Y Variation %	
		Mar'24	Mar'25	Mar'26	Mar'25	Mar'26	Mar'25	Mar'26
1	Total number of Branches	8,464	8,779	8,897	315	118	3.72	1.34
2	Total number of ATMs	9,156	8,882	8,338	-274	-544	-2.99	-6.12
3	<b>Total Deposits</b>	<b>656,101</b>	<b>714,336</b>	<b>800,377</b>	<b>58,235</b>	<b>86,041</b>	<b>8.88</b>	<b>12.04</b>
4	<b>Total Advances</b>	<b>529,951</b>	<b>596,554</b>	<b>665,941</b>	<b>66,603</b>	<b>69,387</b>	<b>12.57</b>	<b>11.63</b>
5	Credit Deposit Ratio	80.77	83.31	83.20	2.74	-0.31	-	-
6	<b>Total Business</b>	<b>1186052</b>	<b>1310890</b>	<b>1466319</b>	<b>124,838</b>	<b>155,429</b>	<b>10.53</b>	<b>11.66</b>
7	Agriculture	163077	178745	195380	15,668	16,835	9.61	9.42
8	Crop Loans (out of total Agriculture)	108493	113779	117199	5,286	3,420	4.87	3.01
9	% of Agriculture credit to total credit	30.77	29.96	29.37	-0.81	-0.59	-	-
10	MSME	106612	120082	145491	13,470	25,409	12.63	21.16
11	Education (Pr+NPSS)	3,629	4,180	4793	551	613	15.18	14.66
12	Housing (Pr+NPSS)	72,255	81,709	80523	9,454	8,814	13.08	10.79
13	<b>Priority Sector Advances</b>	<b>312,671</b>	<b>343,705</b>	<b>393,483</b>	<b>31,034</b>	<b>49,779</b>	-	-
14	% of Priority Sector advances to total credit	59.00	57.62	59.09	-1.38	1.47	-	-
15	Non-Priority Sector Advances	217280	232680	272458	35,400	19,778	16.29	7.83
16	Total NPA	35,639	37,130	36654	1,491	-476	4.18	-1.28
17	<b>NPA % of total advances</b>	<b>6.72</b>	<b>6.22</b>	<b>5.50</b>	<b>-0.50</b>	<b>-0.72</b>	-	-

# Highlights of Banking Development 2025-26

Overall banking business in the state improved significantly, increasing from ₹15,10,850 crore to ₹16,96,319 crore, registering growth of ₹1,85,429 crore (11.66%), reflecting overall strengthening of the banking sector.

The deposit base of banks showed strong growth during the year. Total deposits increased from ₹7,14,116 crore in March 2025 to ₹8,00,377 crore in March 2026, reflecting an increase of ₹86,041 crore with a growth rate of 12.04%, which is higher than the previous year.

Gross credit also recorded healthy growth, rising from ₹5,96,554 crore to ₹6,65,941 crore, an increase of ₹69,387 crore (11.63%). This indicates sustained credit expansion across sectors.

The Credit-Deposit Ratio remained healthy but witnessed a marginal decline from 83.51% to 83.20%. Similarly, the CD ratio based on place of utilization decreased slightly from 87.22% to 86.65%.

The banking network in the state continued to expand during FY 2025-26, with the total number of branches increasing from 8,779 to 8,897, showing an addition of 118 branches (1.34%). However, the number of ATMs declined from 8,892 to 8,337, registering a decrease of 544 ATMs (-6.12%), indicating a gradual shift toward digital banking channels.

## Growth recorded under Agriculture, MSME & Total Priority Over Last 10 Years



Agriculture credit increased from ₹1,78,745 crore to ₹1,95,580 crore, showing growth of 9.42%. However, crop loan growth moderated, increasing by only 3.01%, indicating relatively slower expansion in crop finance. The share of agriculture credit in total advances declined marginally from 29.96% to 29.37%, suggesting that credit growth in other sectors was comparatively higher.

MSME financing showed excellent performance, increasing from ₹1,20,082 crore as on Mar'25 to ₹1,45,491 crore as on Mar'26 with strong growth of 21.16%, reflecting increased support to the MSME sector.

Education and housing loans also registered positive growth. Education loans increased by 14.66%, while housing loans grew by 10.79%, indicating continued support to social and retail sectors.

Priority Sector Advances increased from ₹3,43,705 crore to ₹3,93,483 crore. The share of priority sector lending improved from 57.62% to 59.09%, showing better priority sector coverage.

Non-priority sector advances increased from ₹2,52,680 crore to ₹2,72,458 crore, though the growth rate slowed down to 7.83% compared to the previous year.

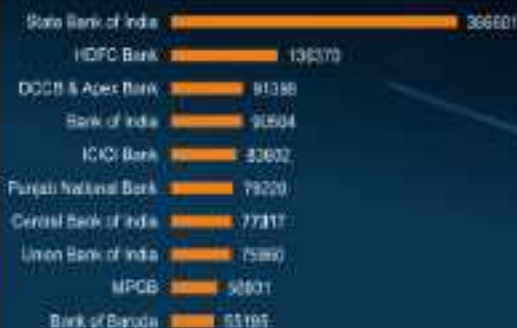
Asset quality improved during the year, with total NPAs declining from ₹37,130 crore to ₹36,654 crore. The NPA ratio also improved from 6.22% to 5.50%, reflecting better recovery and credit discipline.

Overall, the banking sector in the state showed healthy growth in deposits, advances, MSME financing, priority sector lending, and asset quality, while some areas such as ATM network, crop loan growth, and sectoral share in agriculture require continued focus.

## Top 10 Banks in MP

Business of major 10 Bank of state namely State Bank of India, HDFC Bank, DCCBs & Apex Bank, Bank of India, ICICI Bank, Punjab National Bank, Central Bank of India, Union Bank of India, MPGB and Bank of Baroda accounted for two-thirds of business of state as of March 2026. Of which, around 1/4<sup>th</sup> of the business is with State Bank of India.

## Total Business



# CREDIT DEPOSIT RATIO

## AGENCY WISE CD RATIO



Amount in crore

Sr.	Indicator	24-Mar	25-Mar	26-Mar	Y-o-Y variation		Y-o-Y variation %	
					25-Mar	26-Mar	25-Mar	26-Mar
<b>All Banks</b>								
1	Deposit	656101	714376	800777	58235	86941	8.88	12.04
2	Credit	529951	596534	665941	66603	69387	12.57	11.63
3	CD Ratio	80.77	83.51	85.20	2.74	-9.31		
<b>Commercial Banks</b>								
4	Deposit	580898	631796	710612	50808	79816	8.76	12.47
5	Credit	448896	509410	569263	60514	59853	13.48	11.73
6	CD Ratio	77.28	80.63	80.11	3.35	-9.52		
<b>Regional Rural Banks</b>								
7	Deposit	30262	32207	34478	1945	2271	6.43	7.05
8	Credit	20197	21934	24453	1737	2519	8.60	11.48
9	CD Ratio	66.74	68.10	70.92	1.36	2.82		
<b>Cooperative Banks</b>								
10	Deposit	36960	40408	43420.48	3448	3012	9.31	7.46
11	Credit	42863	44392	47977.3	1529	3585	3.57	8.68
12	CD Ratio	115.97	109.86	110.49	-6.11	0.64		
<b>Small Finance Banks</b>								
13	Deposit	7105	8447	10056.31	1342	1609	18.89	19.05
14	Credit	17994	20816	24247.72	2822	3432	15.68	16.49
15	CD Ratio	253.26	246.45	241.12	-6.83	-5.31		

## Centre-wise CD Ratio

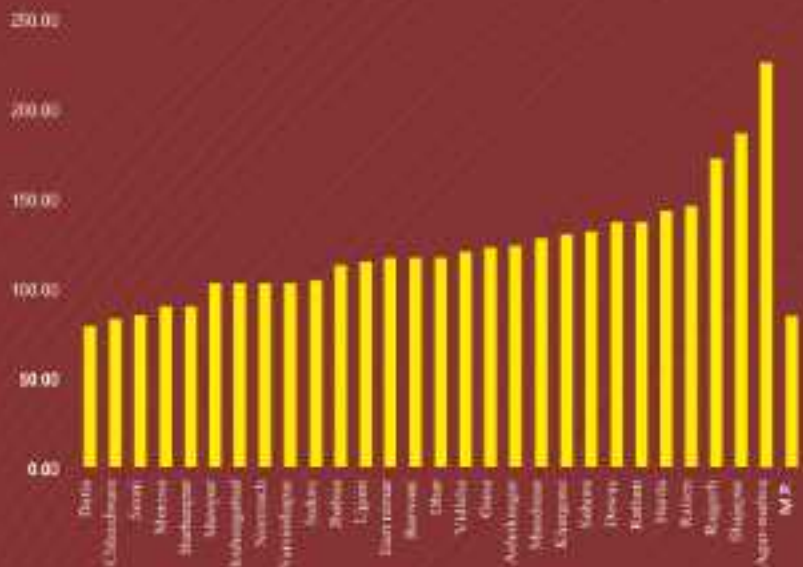
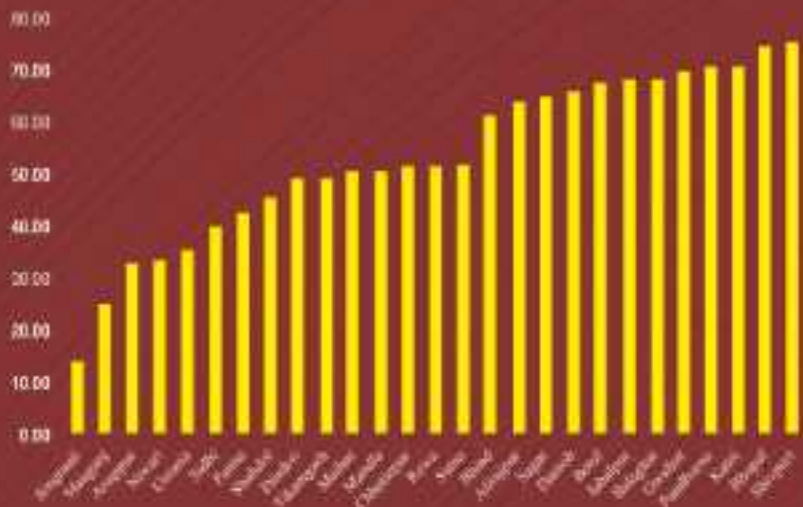
Amount in crore

Sr.	Indicators	Amount in crore			Y-o-Y variation		Y-o-Y variation %	
		24-Mar	25-Mar	26-Mar	25-Mar	26-Mar	25-Mar	26-Mar
1	(i) Deposits total	656101	714336	800377	58235	86041	8.88	12.04
2	Rural	83072	87996	96001	4924	8005	5.93	9.10
3	Semi Urban	140261	151835	168558	11574	16723	8.25	11.01
4	Urban	432768	474505	535819	41737	61314	9.64	12.92
5	(ii) Credit Total	529950	596554	663941	66604	69387	12.57	11.63
6	Rural	72846	93422	102592	20576	9170	28.25	9.82
7	Semi Urban	118576	136005	153446	17429	17641	14.70	12.82
8	Urban	338528	367127	409903	28599	42776	8.45	11.65
9	(iii) CD Ratio	80.77	83.51	83.20	2.74	-0.31		
10	Rural	87.69	106.17	106.87	18.48	0.70		
11	Semi Urban	84.54	89.57	91.03	5.03	1.46		
12	Urban	78.22	77.37	76.50	-0.85	-0.87		

## District-wise CD Ratio (Range)

Above 100%	Between 75-100%	Between 50-75%	Between 40-50%	Below 40%
Agar-malwa	Dindhanpur	Bhopal	Mauhar	Sidhi
Shajapur	Morera	Kami	Tikargarh	Umari
Rajgarh	Soni	Pandhurna	Dindori	Niwari
Raisen	Chharswara	Gwalior	Shabdol	Amargar
Hards	Dada	Balaghat	Panna	Mauganj
Ratlam	Shivpuri	Jabalpur		Singmli
Dewas		Betal		
Schore		Damoh		
Kharone		Sagar		
Mandsaur		Almipur		
Ashoknagar		Bhind		
Guna		Satu		
Vidisha		Rewa		
Dhar		Chhatrapur		
Barwani		Mandla		
East nima				
Ujjain				
Jhabua				
Indore				
Narvindhapur				
Neemuch				
Hoshangabad				
Sheopur				

# Chart Showing District wise CD Ratio



# Madhya Pradesh Budget Highlights

Budget for the fiscal year 2026-27 highlights key allocations, guiding principles, and social indicators to support transparent and accessible understanding. This year's budget theme is "Inclusive Budget, Empowered Citizen".

## Key Budget Figures (FY 2026-27)

Total Budget Size: ₹4,38,317 Crore

Total Receipts: ₹3,89,397 Crore

Total Expenditure: ₹3,88,925 Crore

Revenue Surplus: ₹44 Crore



## Budget at a Glance

₹ (in Crore)

Item	2024-25 (Accounts)	2025-26 (Revised Estimate)	2026-27 (Budget Estimate)
Total Receipts	3,19,604	3,53,943	3,89,397
Revenue Receipts	2,50,498	2,79,234	3,08,703
Capital Receipts	69,106	74,709	80,694
Total Expenditure	3,19,510	3,53,889	3,88,925
Revenue Expenditure	2,48,925	2,79,226	3,08,655
Capital Expenditure	70,585	74,662	80,269
Amount of Appropriation	3,56,886	3,95,021	4,38,317



# Guiding Principles for Budget FY 2026-27

The FY 2026-27 Budget is anchored in the **GYANI** framework— **G**arib, **Y**uva, **A**nnadata, **N**ari, **I**ndustry and **I**nfrastructure. This approach places people-centric development, inclusion, and empowerment at the heart of governance and budgeting priorities.

- **Garib Kalyan Mission** – uplift vulnerable sections of society through targeted welfare support.
- **Yuva Shakti Mission** – empower youth through education, skill development, employment, leadership, and social participation.
- **Annadata (Kisan Kalyan Varah 2026)** – strengthen farmer welfare with a focused agricultural budget to improve income, productivity, and security.
- **Nari Shaktikaran** – advance women's empowerment across economic, social, and educational dimensions.
- **Industrialisation** – accelerate economic growth through a strong focus on industries and investment.
- **Infrastructure** – position infrastructure as the engine of the state's progress and long-term economic stability.

## Five Pillars of Budget

**Three Years Rolling Budget** – fiscal responsibility with flexibility for better planning and long-term implementation.

**Kisan Kalyan Varsh 2026** – ₹15,673 Crore for agriculture (including other financial resources) to strengthen the farm economy.

**Multidimensional Poverty Index (MPI) Budgeting** – an innovative approach for targeted welfare and outcome-driven resource allocation.

**Capital Outlay** – over ₹1 lakh Crore investment in roads, bridges, energy, irrigation, and urban amenities.

**New Schemes** – initiatives aimed at housing, nutrition, quality of life, and infrastructure improvements.

## Major Sector Allocations ( ₹ Crore)

Sector	Allocation (FY 2026–27)
Agriculture Sector	38,850
Health and Women Welfare	56,478
Education	45,258
SC/ST/OBC	24,024
Infrastructure	49,064
Urban & Rural Development	61,665
Cultural Promotion	2,069
Employment Sector	6,104
General Services	40,794
Other Services	10,356

## Fiscal Health Indicators

- Revenue Surplus: ₹44 Crore.
- Effective Revenue Surplus: ₹5,341 Crore.
- Fiscal Deficit: 3.87% of GSDP.
- Capital Expenditure: ₹80,266 Crore (about 24% increase from FY 2024–25).
- Effective Capital Expenditure: ₹1,06,156 Crore.
- GSDP: ₹15,48,274 Crore (one of the fastest growing states).



The Madhya Pradesh Budget 2025-27 emphasizes inclusive growth through the O'SaM framework, with strong focus on agriculture, social development, and infrastructure-led expansion. It also reinforces fiscal responsibility through a rolling budget approach and improved capital investment. Overall, the budget aims to strengthen welfare outcomes while supporting long-term, sustainable economic progress.

# Financial Inclusion

Financial Inclusion is an important priority of the Government. The objective of Financial Inclusion is to extend financial services to the large hitherto un-served population of the country to unlock its growth potential. The Government initiated the National Mission for Financial Inclusion (NMFII), namely, the Pradhan Mantri Jan Dhan Yojana (PMJDY) in August, 2014 to provide universal banking services for every unbanked household, based on the guiding principles of banking the unbanked, securing the unsecured, funding the unfunded and serving un-served and under-served areas.

## Pradhan Mantri Jan Dhan Yojana (PMJDY)

Pradhan Mantri Jan Dhan Yojana (PMJDY) was launched as the National Mission for Financial Inclusion on 28.8.2014. It aims to ensure comprehensive financial inclusion of all households in the country by providing universal access to banking facilities with at least one basic bank account to every household, financial literacy, and social security cover. With a view to deepening the Financial Inclusion interventions in the country, Further, PMJDY has been extended with the focus on opening of accounts shifting from "every household" to "every unbanked adult".

PMJDY has been the foundation stone for people-centric economic initiatives. Whether it is direct benefit transfers, PM-KISAN, life and health insurance cover, the first step of all these initiatives is to provide every adult with a bank account, which PMJDY has nearly completed. In today's, the State has witnessed the remarkable swiftness and seamlessness with which Direct Benefit Transfer (DBT) have empowered and provided financial security to the vulnerable sections of society. An important aspect is that DBTs via PM Jan Dhan accounts have ensured every rupee reaches its intended beneficiary and preventing systemic leakage. Brief summary of the progress is as under: -

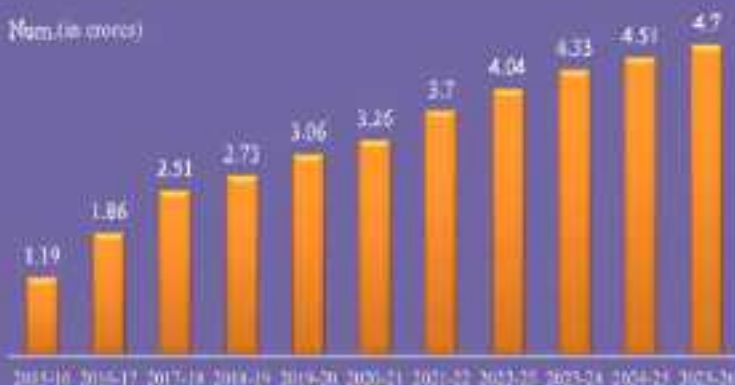


Sr.	Particulars	All India (As on 14.05.2024)	Madhya Pradesh		Progress
			As on 25.03.2023	As on 31.03.2024	
1.	No. of PMJDY A/c (in million)	38.13	3.48	4.7	3.3
2.	Ratio of Rural & Urban A/c	96:34	49:51	61:39	0.5
3.	Ratio of Male & Female A/c	45:55	53:47	45:55	-0.3
4.	Total Deposit (Rs. Crore)	80214	870	18,814	1,084
5.	Average Balance per A/c (Rs. Annual)	3,194	445	4,003	1557



## Gross Enrollment under PMJDY in last few years

Men (in crores)



### From Jan Dhan to Jan Suraksha

For creating a universal social security system for all Indians, especially the poor and the under-privileged, three Social Security Schemes in the Insurance and Pension sectors were launched on 9th of May, 2015 by the Hon'ble Prime Minister.

### Pradhan Mantri Suraksha Bima Yojana (PMSBY)

Pradhan Mantri Suraksha Bima Yojana (PMSBY) is a one-year renewable personal accident insurance scheme available to individuals in the age group of 18-70 years having a bank account. The scheme provides accidental death and disability coverage at a nominal annual premium of ₹20. It offers a risk cover of ₹2 lakh in case of death or permanent total disability and ₹1 lakh in case of partial disability through an auto-debit linked enrollment mechanism.

The scheme has witnessed substantial progress in Madhya Pradesh since its launch. Cumulative enrollment under PMSBY increased from 48 lakh in 2015-16 to 384 lakh as on 31 March 2026, indicating wider adoption of low-cost accident insurance coverage among the population.

# Pradhan Mantri Jeevan Jyoti Bima Yojana (PMJJBY)




Pradhan Mantri Jeevan Jyoti Bima Yojana (PMJJBY) is a one-year renewable life insurance scheme providing coverage of ₹2 lakh in case of death due to any reason. The scheme is available to individuals in the age group of 18-50 years having a bank account, at an annual premium of ₹436 payable through auto-debit facility.

The scheme has expanded steadily in Madhya Pradesh over the years. Cumulative enrolment increased from 13 lakh in 2015-16 to 1.67 lakh as on 31 March 2026, reflecting growing awareness and acceptance of life insurance among the population.

No. (in crores)

Gross Enrolment under PMJJBY & PMSBY in last few years



## D. Atal Pension Yojana (APY)

Atal Pension Yojana (APY) administered by PERDA, was launched to encourage workers in the unorganized sector to voluntarily save for retirement and ensure old-age income security. Under the scheme, subscribers receive a guaranteed minimum monthly pension ranging from ₹1,000 to ₹5,000 after attaining the age of 60 years, depending on their contributions and age at entry. The scheme is open to individuals between 18 and 40 years of age, with contributions made on a monthly, quarterly, or half-yearly basis.

The scheme has recorded continuous growth in Madhya Pradesh since inception. Total cumulative subscribers under APY increased from 1.6 lakh in 2015-16 to 53 lakh as on 31 March 2026, highlighting the increasing importance of pension coverage and long-term financial security among the State's population.



## Gross enrollement under Atal Pension Yojana in last few years



# ABOUT MADHYAPRADESH

## Demographic Feature

Madhya Pradesh with an area of 3,08,252 sq.km is the second largest state in India after Rajasthan, covering 9.38% of total area of the country. It is bordered by the states of Rajasthan to its northwest, Uttar Pradesh to its north, Chhattisgarh to its east, Maharashtra to its south, and Gujarat to its west.

- Total population of Madhya Pradesh as per 2011 census is 7.27 crore, which constitutes 5.99% of total population of the country.
- Rural population out of total population is 72.4%. (All India-68.9%)
- Ratio of rural and urban population is 72:28.
- Male and female are 3.76 crore and 3.51 crore respectively, Female per thousand male is 931.

- Scheduled Caste population is 15.6% (1.13 crore) of total population. (All India-16.4)
- Scheduled Tribe population is 21.17% (1.55 crore) of total population. (All India-8.6)
- Density of the population (per sq. km) is 236. (All India-382)
- Percentage of River area to Geographical Area is 30.72%.
- Literacy rate is 69.3% (All India-73.0%). Of which literacy rate of male and female is 78.7% and 59.2% respectively.

## Occupational Pattern

Percentage of working population to total population is 43.5%. (All India-38.8%)

Percentage of women working population to total working population is 32.6%. (All India-25.5%)

Percentage of agricultural laborers to total workers is 38.6%. (All India-17.9%)

Population below poverty line is 31.65% (varying between 21% in urban area to 35.74% in rural area). (All India-21.9%)

Mortality rate is 6.7 per thousand. (All India-6.2)

Infant mortality rate is 48 per thousand. (All India-32)

Birth rate is 24.6 per thousand. (All India-20.0)

Per capita income at current price increased from Rs 1,04,894 in 2020-21 to Rs 1,24,685 in 2021-22 (estimated), which shows an increase of 18.87%.



Hindi is the official language of Madhya Pradesh and it is widely spoken. Apart from Hindi, the languages of Bundeli, Bagheli, Nimari, Marathi, Santhali, Urdu, and Malvi are the commonly spoken regional dialects. There are several other dialects which are spoken in the state.

# Important Facts of MADHYA PRADESH - AT A GLANCE

<b>GEOGRAPHICAL FEATURES</b>	
Total Population in crore as per Census 2011	7.27
Rural Population (cr.) &	5.25
% of rural population to total population	72.21%
Urban Population (cr.)	2.02
% of urban population to total population	27.79%
Male (cr.)	3.76
Female (cr.)	3.51
Scheduled Castes (cr.)	1.11
% of SC population to total population	15.24%
Scheduled Tribes (cr.)	1.53
% of ST population to total population	21.04%
Sex Ratio	931
Density/km <sup>2</sup>	234
Area (Km <sup>2</sup> )	3,08,245
Literacy	69.3%
<b>AGE GROUP WISE POPULATION</b>	
Population up to 18 years Cr.	2.99
Adult (18-40 years) Cr.	2.72
Adult above 40 years Cr.	1.65
<b>ADMINISTRATIVE FEATURES</b>	
No. of Districts	55
No. of Divisions	19
No. of Villages	54,903
No. of Gram Panchayats	23,041
No. of Block/Jajpad Panchayats	311
No. of Tehsils	389
Total no. of Households (cr.)	1.51
Rural Households (cr.)	1.11
Working population in the total population	41.5%
Number of Aspirational Districts	8
Number of Low PSE Districts	9

<b>LAND UTILISATION</b>	
Gross Cropped Area (GCA) lakh Hectare*	302.55
Net Sown Area (NSA) lakh Hectare	156.40
Double Cropped Area (lakh Hectare)	99.23
Crop Intensity (GCA/NSA)	1.93
Net Irrigated Area (lakh Hectare)	127.47
No. of cultivators (Lakh)	100.03
Of the above, Small/Marginal Farmers	75.60
<b>ECONOMY**</b>	
Gross State Domestic Product (GSDP) at current price 2025-26 (estimated)	16.69
Lakh crore	
Per capita income at current price 2025-26 (estimated) Rupees	1,49,050
Share/contribution in GSDP 2026-26 at current price (estimated)	
• Primary	42.09%
• Secondary	19.79%
• Tertiary	37.12%
<b>BANKING (31.03.2026)</b>	
Number of Branches	
• Rural Branches	2881
• Semi-urban Branches	2769
• Urban Branches	3247
Number of ATMs	8338
No. of Sub Service Area (SSA)	11064
Number of Business Correspondents	21092
Number of Post Offices	8227
Total Aggregate Deposits (Cr.)	800377
Total Credit (Cr.)	665941
Agriculture Advances (Ur.)	195580
Priority Sector Advances (Cr.)	393681
Credit to Weaker Section (Cr.)	145442
Credit Deposit Ratio	83.20
No. of districts below 40% CD Ratio	6
Number of Lead Banks	7
Per capita Deposits (Rupees)	108747
Per capita Credit (Rupees)	90481
No. of Branches per lakh population	32



# ECONOMY

During FY 2025-26, the economy of Madhya Pradesh continued to demonstrate resilient and broad-based growth, supported by its strong agricultural base, expansion in industrial and infrastructure activities, and sustained momentum in the services sector. Backed by prudent fiscal management, higher capital expenditure, and policy-driven investments, key economic indicators of the State have shown steady improvement in recent years. In line with the national economic trend where domestic demand, private consumption, and gross fixed capital formation emerged as key growth drivers, Madhya Pradesh also witnessed balanced sectoral growth led by agricultural stability, strengthening manufacturing and construction activities, and expansion in trade, transport, financial, and professional services. The State's development strategy remained aligned with the vision of *Sovereign Madhya Pradesh by 2047*, with continued emphasis on infrastructure-led growth, industrial development, logistics efficiency, human resource development, and fiscal consolidation. Supported by reforms in investment facilitation, industrial policies, and enhanced banking and credit flows, the productive capacity of agriculture, MSMEs, and households has further strengthened, contributing to the State's overall economic progress.

## GVA COMPOSITION

The Gross Value Added (GVA) composition of the economy of Madhya Pradesh reflects a balanced contribution from the primary, secondary, and tertiary sectors, indicating the diversified nature of the State's economic structure. The sectoral distribution of GVA highlights the relative importance of agriculture and allied activities, industrial production, infrastructure development, and service sector expansion in supporting overall economic growth. Changes in GVA composition over time also indicate the ongoing structural transformation of the State economy and the increasing contribution of non-agricultural sectors.



## GVA COMPOSITION BY SECTOR

The Gross State Value Added (GSVA) composition provides a detailed understanding of sector-wise economic performance and the changing pattern of economic activity in Madhya Pradesh. Analysis at both current prices and constant (2011-12) prices reflects the combined impact of price changes, expansion in output, and sectoral productivity. The sectoral

composition of GSDP indicates that while the primary sector continues to remain a major contributor, the secondary and tertiary sectors are gradually strengthening their role in the State's economic development.

### Primary Sector



The primary sector continues to play a vital role in the economy of Madhya Pradesh, forming a strong base for overall economic growth and rural livelihood generation. The primary sector's share in Gross State Value Added (GSVA) at current prices declined from 44.51% in 2024-25 to 43.09% in 2025-26, showing a reduction of 1.42 percentage points in its contribution to the state economy. Within the sector, crops recorded the highest share at 30.17%, though its contribution declined by 1.27 percentage points, while livestock increased marginally from 7.08% to 7.27%, indicating growing importance. Forestry, mining, and quarrying also witnessed a slight decline in share, whereas fishing and aquaculture showed a marginal improvement. In terms of growth, at current prices, the primary sector registered a growth of 7.31% in 2025-26, reflecting both production growth and price effects. However, at constant (2011-12) prices, which show real growth after removing inflation impact, the sector grew by only 2.87%. This indicates that a significant part of the growth at current prices was influenced by price rise rather than actual increase in output. Among sub-sectors, livestock and fishing & aquaculture showed strong real growth, while crops recorded very modest growth at constant prices.

### Secondary Sector



The secondary sector includes manufacturing, electricity, gas, water supply, other utilities, and construction. The secondary sector's share in Gross State Value Added (GSVA) at current prices slightly declined from 19.96% in 2024-25 to 19.79% in 2025-26. Within the sector, manufacturing and utility services recorded a marginal decline in contribution, while construction improved its share from 9.01% to 9.22%. The sector registered a growth of 9.97% at current prices in 2025-26, whereas at constant (2011-12) prices, growth stood at 6.87%, indicating healthy real expansion. Construction emerged as the key growth driver, while manufacturing and utility services also showed steady growth in real terms.

### Tertiary Sector



The tertiary sector's contribution to Gross State Value Added (GSVA) at current prices increased from 35.53% in 2024-25 to 37.12% in 2025-26, showing a rise of 1.59 percentage points and strengthening its role in the state economy. Major gains were seen in financial services, real estate, public administration, and other services, while trade and railways maintained a stable share. The sector recorded robust growth of 15.80% at current prices and 12.07% at constant (2011-12) prices, indicating strong real expansion led mainly by public administration and other services.

# Gross State Domestic Product (GSDP)




The Gross State Domestic Product (GSDP) of Madhya Pradesh has shown steady growth, reflecting the overall expansion of economic activities across all sectors. In FY 2025-26 (Advance Estimates), the State's GSDP at current prices and constant (2011-12) prices recorded healthy growth over the previous year, indicating both nominal expansion and real output growth. The continued contribution of agriculture, industry, construction, and services has supported the State's economic momentum and aligned its growth trajectory with broader national economic trends.

In FY 2025-26 (Advance Estimates), the Gross State Domestic Product (GSDP) of Madhya Pradesh at current prices is estimated at ₹16,89,750 crore, compared to ₹15,02,428 crore in FY 2024-25 (Quick Estimates), registering a growth of 11.14 percent over the previous year. This growth reflects the expansion of economic activities across the state along with the impact of prevailing price levels in different sectors.

At constant (2011-12) prices, the GSDP of Madhya Pradesh is estimated at ₹7,81,911 crore in FY 2025-26, as against ₹7,23,724 crore in FY 2024-25, indicating a real growth of 8.04 percent. This growth represents an increase in actual production and economic output after adjusting for inflation.

The growth in both current and constant prices indicates strong economic momentum in Madhya Pradesh during FY 2025-26. Key sectors such as agriculture and allied activities, construction, and services played an important role in driving overall economic expansion and strengthening the state's growth trajectory.



A- Advance Estimate

P- Provisional Estimate

Q- Quick Estimate



## Per Capita Income

The per capita net income of Madhya Pradesh has shown consistent growth between FY 2011-12 and FY 2025-26, reflecting the State's economic development and improvement in income levels. At current prices, per capita net income increased significantly from ₹38,497 in 2011-12 to ₹1,69,050 in FY 2025-26 (Advance Estimates). This rise indicates higher economic activity, increased employment opportunities, and growth in income generation across different sectors of the economy.

At constant (2011-12) prices, per capita net income increased from ₹38,497 to ₹76,971 during the same period, showing a notable improvement in real income after adjusting for inflation. The upward trend at both current and constant prices highlights that economic growth in Madhya Pradesh has translated into better average income levels and improved economic well-being of the population.



A- Advance Estimate

P- Provisional Estimate

Q- Quick Estimate

# AGRICULTURE

Agriculture and rural development remain the backbone of Madhya Pradesh's economy, contributing significantly to GSYA, employment, and food security. The State continues to play an important role in national foodgrain production, especially in cereals and pulses. In 2023-26, growth in the sector has been supported by irrigation expansion, crop diversification, and rising contributions from livestock and allied activities. At the same time, rural development efforts focusing on infrastructure, livelihood diversification, and digital governance are strengthening inclusive and resilient growth across the State.

Crop performance during FY 2024-25 remained mixed but broadly positive, reflecting improved agricultural productivity despite variations across crop categories. Total crop production increased by 7.66 percent even though the total cropped area declined marginally by 2.48 percent, indicating better yield efficiency. Foodgrains emerged as the major contributor to growth, with area under cultivation increasing by 4.39 percent and production rising sharply by 14.68 percent. In contrast, pulses and oilseeds recorded production declines of 21.90 percent and 5.27 percent, respectively. Among commercial crops, sugarcane production declined significantly by 19.50 percent, while cotton registered a marginal fall of 3.78 percent, reflecting crop-specific and seasonal challenges. Horticulture continued to play an important role in driving agricultural diversification and value addition in the State. The area under major horticulture crops increased from 27.29 lakh hectares in FY 2023-24 to 28.39 lakh hectares in FY 2024-25, while production rose from 409.30 lakh MT to 425.68 lakh MT with stable productivity levels. Vegetables, fruits, and spices recorded consistent growth in production, and crops such as mango and baobab performed strongly. The overall trend highlights a gradual shift towards high-value and market-oriented agriculture, supporting income diversification and strengthening the resilience of the agricultural sector.





# INDUSTRY

The year 2025 was declared as *Udyog Evam Rajgar Varsh*, during which the State launched 18 new industrial policies structured around four key pillars—Manufacturing, Services, Infrastructure, and Innovation & Sustainability. These policies were designed to promote inclusive, sustainable, and competitive industrial growth through investment promotion, infrastructure development, skill enhancement, and innovation, aligned with the vision of achieving a *Viksit Madhya Pradesh*. Significant progress was recorded under emerging sector policies such as Semiconductor, GCC, AVGC-XR, Drone Promotion, Health Sector Investment Promotion, Film Tourism, and City Gas Distribution.

Under the Semiconductor Policy, the State received proposals for anchor investments, land allotments, phased investment plans, and research and skilling collaborations, laying the foundation for a semiconductor-based industrial ecosystem. Steps were also initiated to establish an industry-led Centre of Excellence (CoE) to strengthen industry-academia collaboration, testing, and research. The GCC Policy 2025 witnessed growing investor interest in lease-based office infrastructure and phased expansion models, while AVGC-XR Labs were initiated in government fine arts colleges at Bhopal, Indore, Gwalior, and Ujjain to promote practical skills, employment, and entrepreneurship in creative technology sectors.

The Drone Promotion and Use Policy 2025 advanced through initiatives for establishing a drone-focused CoE in collaboration with ISER Bhopal, focusing on research, testing, training, and innovation. The Health Sector Investment Promotion Policy received 43 letters of intent, while the Film Tourism Policy attracted 19 film shooting proposals. Further, the City Gas Distribution Policy achieved a major milestone with the launch of the CGD Single Window Portal in September 2025 for facilitating online infrastructure applications.

Industrial investment and infrastructure development remained strong during FY 2025–26. Till November 2025, around 6,125 acres of land were allotted to 1,028 industrial units, involving proposed investments of ₹1,17,417 crore and potential employment generation for 1,77,328 persons. Assistance amounting to ₹1,140.91 crore was disbursed to 192 eligible large-scale industrial units under the Madhya Pradesh Investment Promotion Scheme 2014. Under Tourism Policy 2025, grants of ₹10.55 crore were sanctioned for 14 projects attracting

investments of ₹138.82 crore, while two ultra mega tourism projects involving investments of ₹385 crore remained in the pipeline.

Investment outreach and export promotion activities expanded considerably during the year. Through Regional Industry Conclaves, RISE Conclaves, National and International Roadshows, investment proposals worth ₹11,71,610 crore with employment potential for 9,29,365 persons were received. Madhya Pradesh also received the Silver Award in the State/UT category at the National ODOP Awards 2024. Export promotion initiatives included the Coriander Export Promotion Program in Guna, MATEXIL Seminar in Indore, ODOP workshops across several districts, and implementation of the 'Mission Export from MP' and 'ODOP Accelerator Portals'. Investor interaction sessions were organized in major cities including Ludhiana, Kolkata, Guwahati, and Mumbai.

The State also undertook major Ease of Doing Business (EoDB) reforms to improve the industrial ecosystem. The Madhya Pradesh Jan Vishwas (Amendment of Provisions) Bill, 2024 proposed amendments to 64 provisions across 8 Acts by decriminalizing minor offences, simplifying compliance mechanisms, and rationalizing penalties. Under BRAP 2024, 282 out of 287 reform points had been implemented, while 162 additional reforms under BRAP Plus were under progress. Further, 2,483 compliances were simplified or reduced, over 920 redundant acts were repealed, and a GIS-based Land Allotment System reduced land allotment timelines from 59 days to 29 days. The Madhya Pradesh Simplification of Establishment and Operation of Industries Act, 2023 provided exemptions from 22 approvals across 7 departments for three years, while development works for 2,349.25 acres costing ₹2,215.18 crore were approved during FY 2025-26.

### **MSME Development Policy and Financial Assistance**

The Government of Madhya Pradesh launched the *M.P. MSME Development Policy 2025* to enhance the contribution of MSMEs to the State GDP, strengthen employment generation, improve productivity and competitiveness, and ensure balanced industrial development. Under the MSME Incentive Scheme, financial assistance amounting to ₹2,162 crore was provided to micro, small, and medium manufacturing units during FY 2024-25, while assistance of ₹742 crore was disbursed till December 2025 during FY 2025-26. The policy has contributed towards creating a supportive ecosystem for MSMEs and accelerating industrial growth across the State.



## **RAMP Programme and MSME Capacity Building**

Under the World Bank and Government of India-supported RAMP (Raising and Accelerating MSME Performance) Programme, the State undertook major initiatives for market access, financial inclusion, skill development, innovation, and digitalization. More than 8,000 MSMEs participated in 140 workshops on ZED, LEAN, TReDS, and MSME policies, resulting in 18,485 ZED Bronze, 119 Silver, and 43 Gold certifications. Several skill development programmes, vendor development initiatives, exposure visits, and enterprise development programmes were conducted, while finance workshops in collaboration with NSE led to the listing of 5 SMEs on the NSE Emerge platform. Additionally, digitalization of MPLUN and District Trade & Industry Centres in all 55 districts was completed, and GI tagging applications for 21 products were filed.

## **Development of Startup Ecosystem**

To strengthen the startup ecosystem, the State implemented the *Madhya Pradesh Startup Policy 2023* to support product-based and service-based startups through financial and institutional assistance. Till December 2025, 1,723 startups from Madhya Pradesh had received recognition from the Government of India, reflecting a 209 percent increase in startups since 2021, while women-led startups recorded a growth of 225 percent during the same period. The State had 103 incubators, including 32 established during FY 2025-26. Further, financial assistance of ₹1.46 crore was provided to 266 startups under various components of the Startup Policy, while two startups received funding support of ₹4.27 crore through state-empanelled Alternative Investment Funds (AIFs), strengthening the innovation-driven startup ecosystem in Madhya Pradesh.





**DATA TABLE**

# Bank wise - Annual Credit Plan 2025-26

## (Agriculture)

Annexure-III

Sl. No.	Bank Name	Farm Credit		Crop Loan and Post Harvest Credit		Agriculture Infrastructure		Agriculture Activities		Total Agriculture	
		No. of A/c	Amn.	No. of A/c	Amn.	No. of A/c	Amn.	No. of A/c	Amn.	No. of A/c	Amn.
1	Bank of Baroda	15697	7423.7	9709	250.78	3482	127.58	2113	1333.13	13712	7885.11
2	Bank of India	44546	14234.9	46676	4427.71	127	12.44	1647	151.89	60846	15868.14
3	Bank of Maharashtra	6823	803.3	2418	30.74	478	9.98	3648	147.73	9341	3474.75
4	Canara Bank	12181	5254.8	12452	1384.4	181	21.76	358	146.9	13472	6667.86
5	Central Bank of India	72798	9594.1	55947	4228.29	48	0.59	498	67.44	73293	10301.42
6	Co-operative Bank	14449	14132	9971	1748.1	49	4.22	55	4.71	14624	15949.04
7	Industrial Finance Corp.	12171	3128	478	144.2	81	4.2	152	10.7	13182	3414.8
8	State and Fed Bank	6143	1772.9	3074	71.8	21	5.6	223	40.7	6461	2491.0
9	State National Bank	12110	4073.8	18461	1670.1	118	7.63	87	14.71	12316	5764.24
10	State Bank of India	63342	15040.5	48827	872.98	187	13.86	1204	31.81	64754	16147.15
11	State Bank of India	28471	5695.6	22128	1674.8	142	2.74	205	26.47	28846	7373.55
12	UCO Bank	18748	4739.9	12171	1447.7	173	12.54	75	17.41	19167	6204.8
<b>Sub - M &amp; B IDEAL</b>		<b>214818</b>	<b>96848.8</b>	<b>189798</b>	<b>4164.8</b>	<b>1215</b>	<b>127.02</b>	<b>7803</b>	<b>1214.6</b>	<b>200014</b>	<b>73418.8</b>
13	Axis Bank	18181	17284	17148	187.8	28	11.1	111	14.81	18368	6244.7
14	HDFC Bank	6249	7708	248	82.9	24	2.72	1817	149.14	7014	3491.8
15	Indus Ind Bank	174	89.1	1	4	0	0	41	2.6	181	48.7
16	ICICI Bank	543	919	478	7.8	1	0	4	2.17	746	12.8
17	South Indian Bank	2742	897.6	1815	242.1	8	0	2	0	2752	894.7
18	Chennai Bank	4	30	4	8	0	0	2	1.8	8	5
19	Prudential Bank Ltd.	18178	4487	803	428.4	0	0	14	7.13	18196	5136
20	SBI Bank	1218	6367.1	4818	181.8	118	66.1	888	118.11	13194	17744
21	SBI Bank	1884	7711.9	4228	176.7	28	2.4	118	40.7	1954	8038
22	SBI Bank	1847	4717.1	2308	428.4	21	14.8	88	10.7	4281	528.1
23	SBI	4712	242.2	1217	12.17	4	0	15	12.17	6218	2781.4
24	Industrial Bank Limited	10181	2074.6	8888	157.7	7	0	48	10.7	7424	2417.7
25	Baroda and Commerce Bank	8	0	0	0	0	0	0	0	8	0
26	Kotak Bank Limited	12	142	18	11.8	0	0	12	22.5	32	31.7
27	North India Bank Ltd.	2	0	1	0	0	0	0	0	2	0
28	Karnataka Bank	14218	2842.4	887	22.8	27	24.2	92	21.81	15113	4924
29	SBI Bank	18178	3181	2214	17.4	0	0	0	0	18178	3181
30	Standard Bank Ltd. (SBI)	7418	4794	471	11.87	0	0	18	17.1	7416	4781
31	Bank of India	74	12	74	12	0	0	0	0	74	12
32	Bank of Maharashtra	478	217	71	12.1	0	0	0	0	478	217
33	Yes Bank	489	814	71	12.1	41	14.8	48	17.4	648	247
<b>PRIVATE BANK - M &amp; B</b>		<b>134821</b>	<b>27182.1</b>	<b>8848</b>	<b>1248.1</b>	<b>118</b>	<b>48.8</b>	<b>88</b>	<b>28.4</b>	<b>135887</b>	<b>4021.8</b>
<b>COMMERCIAL BANKS - M &amp; B IDEAL</b>		<b>41884</b>	<b>8284.1</b>	<b>27778</b>	<b>1157.8</b>	<b>614</b>	<b>47.8</b>	<b>1178</b>	<b>141.8</b>	<b>42741</b>	<b>12181.8</b>
34	MP State Bank	7474	1112	4221	41.2	18	2.4	62	12.1	7574	1112
<b>BI&amp;B - M &amp; B TOTAL</b>		<b>7474</b>	<b>1112</b>	<b>4221</b>	<b>41.2</b>	<b>18</b>	<b>2.4</b>	<b>62</b>	<b>12.1</b>	<b>7574</b>	<b>1112</b>
35	ICICI Agra Bank	12118	1245.6	1188	24.178	0	0	11	6.11	12229	1245.6
<b>CO-OPERATIVE BANK -</b>		<b>11218</b>	<b>2245.6</b>	<b>1188</b>	<b>24.178</b>	<b>0</b>	<b>0</b>	<b>11</b>	<b>6.11</b>	<b>12229</b>	<b>1245.6</b>
36	NC State Finance Bank	1888	188.7	182	18.7	7	2.07	127	12.7	2095	209.4
37	Practo Bank Finance Bank	2218	187.8	188	18.7	2	1.8	0	0	410	187.8
38	SBI	6141	1141.7	614	114.1	0	0	0	0	6141	1141.7
39	State Bank Finance Bank	4218	421.8	421	42.1	1	1.1	11	11	421	42.1
40	Practo Bank Finance Bank	418	41.8	418	41.8	0	0	0	0	418	41.8
41	Practo Bank Finance Bank	1171	117.1	117	11.7	0	0	11	11	1182	117.1
42	Practo Bank Finance Bank	188	18.8	188	18.8	0	0	0	0	188	18.8
43	Practo Bank Finance Bank	188	18.8	188	18.8	0	0	0	0	188	18.8
44	Practo Bank Finance Bank	188	18.8	188	18.8	0	0	0	0	188	18.8
<b>SMALL FINANCE BANK</b>		<b>14818</b>	<b>428.18</b>	<b>8028</b>	<b>118.1</b>	<b>18</b>	<b>2.08</b>	<b>118</b>	<b>11.8</b>	<b>14936</b>	<b>428.18</b>
<b>Grand Total</b>		<b>87887</b>	<b>12887.8</b>	<b>42184</b>	<b>887.8</b>	<b>78</b>	<b>8.8</b>	<b>1128</b>	<b>148.1</b>	<b>90015</b>	<b>13117.7</b>

# Bank wise - Annual Credit Plan 2025-26

(MSME)

Amount in Lakhs

Bank Name	Micro Enterprises		Small Enterprises		Medium Enterprises		CXC		Others under MSME		Total MSME	
	No. of A/c	Amnt.	No. of A/c	Amnt.	No. of A/c	Amnt.	No. of A/c	Amnt.	No. of A/c	Amnt.	No. of A/c	Amnt.
1 State of Jharkhand	2568	48179	807	10713	715	17949	96	1614	5	14	4735	46760
1 Bank of India	7691	413779	1894	281249	434	49371	1	0	0	0	7494	491108
1 Bank of Maharashtra	4942	441796	1218	138772	41	10779	7	0	12	14149	34479	
4 Finance Bank	24799	119966	1971	36141	44	14013	1	17	40	1141	12791	13622
1 Central Bank of India	4145	40929	245	15142	117	4811	138	1059	11	1096	4491	49100
7 Indus Bank	4627	115862	477	14674	119	5628	1	51	0	44	3645	17114
7 Indus Indus Bank	4629	14511	27	1211	1	249	0	2	0	2	1562	1399
4 State Bank of India	3911	39715	181	39149	4	4349	0	1	0	1	4891	48102
3 Punjab National Bank	10848	507199	1071	148271	138	10719	1	0	21	64	14366	61127
81 State Bank of India	1952	17444	126	12474	76	4629	0	0	2649	4754	11611	13614
11 Green Bank of India	77714	4617	3024	10419	14	1524	0	249	0	54	1122	9124
12 U.B.I. Bank	1611	11219	417	11184	1	178	0	0	0	4	1449	1714
19MS - 24 R 101 10	47419	47444	1947	10797	289	14071	289	1021	1043	9794	11155	34410
15 Axis Bank	2774	55212	277	48714	31	2144	1	0	1	12	1479	34746
14 Standard Bank	1111	44914	121	4244	4	1071	1	1	1	14	1144	4174
14 United e Service Bank	14	129	18	211	4	11	4	0	11	4	26	27
16 City Union Bank	14	477	13	104	1	249	0	2	1	3	171	414
17 Indus Bank Credit Bank	41	1701	0	0	11	81	0	0	11	4	44	144
18 Maharashtra Bank	1	11	0	0	1	1	0	0	11	0	1	11
18 Punjab Bank Ltd	28	4679	54	11011	4	474	0	0	0	0	79	1449
20 PNB Bank	1611	10711	341	14411	131	10711	11	11	11	14	1171	14411
11 S.B.I. Bank	207	1711	109	46719	121	20719	0	12	0	124	144	20719
21 FNB Bank	104	344	174	2014	11	4411	1	0	1	0	147	1171
21 FNB	1097	11144	136	4414	11	4719	0	0	0	0	151	1444
24 Industrial Bank Limited	1077	17144	144	14711	11	4674	1	1	1	1	1144	1077
24 Ujjain and K. K. Bank	71	1444	0	0	0	0	0	0	0	0	0	1444
24 Maharashtra Bank Limited	11	4414	24	4444	1	44	0	0	0	0	11	4414
24 Union Bank Ltd	114	1071	11	1071	0	0	0	0	0	0	114	1071
24 Kotak Mahindra Bank	114	14411	144	10444	11	17044	1	1	1	1	4	4411
24 RBL Bank	11	1714	44	1714	1	1	0	0	0	0	44	1444
24 Reserve Bank Ltd (RBL)	114	14411	114	11111	11	14714	0	0	0	0	114	14411
11 South Indian Bank	5	111	0	0	4	111	0	0	1	1	5	111
11 South Indian Bank	14	1714	0	0	0	0	0	0	1	1	14	1714
11 South Indian Bank	14	1714	0	0	0	0	0	0	1	1	14	1714
11 Yes Bank	109	4411	44	11071	11	1044	0	0	0	0	109	4411
<b>GRAND TOTAL - RBL TOTAL</b>	<b>17144</b>	<b>144419</b>	<b>1444</b>	<b>144414</b>	<b>441</b>	<b>17044</b>	<b>11</b>	<b>74</b>	<b>14</b>	<b>14</b>	<b>1444</b>	<b>144414</b>
<b>COMMERCIAL BANKS</b>	<b>44444</b>	<b>144411</b>	<b>4441</b>	<b>144411</b>	<b>441</b>	<b>144411</b>	<b>114</b>	<b>144</b>	<b>14411</b>	<b>444</b>	<b>14444</b>	<b>144411</b>
<b>MSME BANKS</b>	<b>14444</b>	<b>144411</b>	<b>144</b>	<b>144411</b>	<b>44</b>	<b>144411</b>	<b>114</b>	<b>144</b>	<b>14411</b>	<b>444</b>	<b>14444</b>	<b>144411</b>
<b>MSME - RBL TOTAL</b>	<b>14444</b>	<b>144411</b>	<b>144</b>	<b>144411</b>	<b>44</b>	<b>144411</b>	<b>114</b>	<b>144</b>	<b>14411</b>	<b>444</b>	<b>14444</b>	<b>144411</b>
11 C.C.B. & State Bank	0	0	0	0	0	0	0	0	0	0	0	0
11 COOPERATIVE BANK (CB)	0	0	0	0	0	0	0	0	0	0	0	0
11 M. State Finance Bank	107	1714	14	1444	11	1441	0	0	0	0	107	1714
11 Ujjain State Finance Bank	107	1714	11	1441	4	1441	0	0	0	0	107	1714
11 MSME	1714	14411	1	1441	11	1441	0	0	0	0	1714	14411
11 Ujjain State Finance Bank	4111	1714	11	1441	1	1441	0	0	0	0	4111	1714
11 Ujjain State Finance Bank	144	1441	11	1441	1	1441	0	0	0	0	144	1441
11 Ujjain State Finance Bank	144	1441	11	1441	1	1441	0	0	0	0	144	1441
11 Ujjain State Finance Bank	144	1441	11	1441	1	1441	0	0	0	0	144	1441
11 Ujjain State Finance Bank	144	1441	11	1441	1	1441	0	0	0	0	144	1441
11 Ujjain State Finance Bank	144	1441	11	1441	1	1441	0	0	0	0	144	1441
11 Ujjain State Finance Bank	144	1441	11	1441	1	1441	0	0	0	0	144	1441
<b>GRAND TOTAL (RBL)</b>	<b>14444</b>	<b>144411</b>	<b>144</b>	<b>144411</b>	<b>44</b>	<b>144411</b>	<b>114</b>	<b>144</b>	<b>14411</b>	<b>444</b>	<b>14444</b>	<b>144411</b>
<b>Grand Total</b>	<b>44444</b>	<b>144411</b>	<b>4441</b>	<b>144411</b>	<b>441</b>	<b>144411</b>	<b>114</b>	<b>144</b>	<b>14411</b>	<b>444</b>	<b>14444</b>	<b>144411</b>

# Bank wise - Annual Credit Plan 2025-26

(Export Credit, Education, Housing & Social Infrastructure)

Amount in lakh

	Bank Name	Export Credit		Education		Housing		Social Infrastructure	
		No. of A/c	Amnt.	No. of A/c	Amnt.	No. of A/c	Amnt.	No. of A/c	Amnt.
1	Bank of Baroda	4	770	2069	4662	447	1782	23	100
2	Bank of India	4	774	1556	4019	2015	5512	71	320
3	Bank of Maharashtra	0	0	1149	1941	27527	25429	28	100
4	Canara Bank	0	0	1128	5124	2807	23664	24	103
5	Central Bank of India	0	0	2468	2421	4275	52318	23	1021
6	Indian Bank	13	100	335	349	1740	25048	14	9
7	Indian Overseas Bank	0	0	136	218	724	8072	0	0
8	Punjab and Noid Bank	0	0	177	629	987	10623	9	17
9	Punjab National Bank	3	0	2673	8801	3152	50529	0	0
10	State Bank of India	16	3274	17274	52489	21917	215687	143	690
11	Union Bank of India	0	0	2480	4886	2700	25028	243	243
12	UCO Bank	0	0	621	786	2076	22164	25	558
	<b>PSBs - SUB TOTAL</b>	<b>27</b>	<b>4922</b>	<b>30228</b>	<b>65214</b>	<b>28710</b>	<b>509031</b>	<b>788</b>	<b>8377</b>
13	Axis Bank	2	1429	328	1889	458	5362	0	2
14	Bandhan Bank	1114	8189	14	28	3598	52240	9283	6908
15	CaroLife System Bank	0	0	0	0	0	0	0	0
16	City Union Bank	0	0	4	3	7	34	0	0
17	Development Credit Bank	0	0	21	40	32514	93708	1380	1742
18	Dhanraj Bank	0	0	0	0	0	0	0	0
19	Federal Bank Ltd.	0	0	0	0	25	323	0	0
20	IDFC Bank	0	832	423	339	7933	77326	156	1474
21	ICICI Bank	2	428	171	1542	1028	18029	188	1280
22	IDBI Bank	0	0	802	682	680	13071	218	321
23	IDFC	0	0	24	11	436	5258	0	0
24	Industrial Bank Central	0	0	24	17	311	6287	16	0
25	Jainam and Kadamani Bank	0	0	2	3	3	101	0	0
26	Karnataka Bank Limited	0	0	0	0	56	254	0	0
27	Karni Vysya Bank Ltd.	0	0	0	0	47	52	0	0
28	Kotak Mahindra Bank	0	0	12	18	182	2247	0	0
29	OBS Bank	0	0	0	0	0	0	0	0
30	Rajasthan Bank Ltd. (RBL)	0	0	3	3	308	5079	0	0
31	South Indian Bank	0	0	1	3	7	27	0	0
32	Tamil Nadu Mercantile Bank	0	0	0	0	1	2	0	0
33	Ves Bank	0	0	0	67	1120	11476	0	0
	<b>PRIVATE BANK - SUB TOTAL</b>	<b>1126</b>	<b>10890</b>	<b>1438</b>	<b>9546</b>	<b>49283</b>	<b>226588</b>	<b>11284</b>	<b>10758</b>
	<b>COMMERCIAL BANKS SUB TO</b>	<b>1163</b>	<b>18772</b>	<b>39666</b>	<b>69788</b>	<b>119968</b>	<b>728516</b>	<b>11992</b>	<b>19125</b>
34	MP GRAMIN BANK	0	0	771	967	4010	37704	64	717
	<b>RRBs - SUB TOTAL</b>	<b>0</b>	<b>0</b>	<b>771</b>	<b>967</b>	<b>4010</b>	<b>37704</b>	<b>64</b>	<b>717</b>
35	DCCB & Apes Bank	0	0	88	88	601	5803	0	0
	<b>CO-OPERATIVE BANK - SUB TO</b>	<b>0</b>	<b>0</b>	<b>88</b>	<b>88</b>	<b>601</b>	<b>5803</b>	<b>0</b>	<b>0</b>
36	All Small Finance Bank	0	0	11	15	1568	21123	0	0
37	Tanjavur Small Finance Bank	0	0	7	18	52	792	28	100
38	PSAF	0	0	2	3	53	3169	48	38
39	Jain Small Finance Bank	0	0	0	0	2665	28483	0	0
40	Sriwathi Small Finance Bank	0	0	1	3	26	1123	0	0
41	Sriyodha Small Finance Bank	0	0	4	5	0	72	0	0
42	Ujjain Small Finance Bank	0	0	0	0	8954	21372	0	0
43	Utkal Small Finance Bank	0	0	18	21	105	413	6	6
	<b>SMALL FINANCE BANK SUB TO</b>	<b>0</b>	<b>0</b>	<b>47</b>	<b>67</b>	<b>11235</b>	<b>76677</b>	<b>64</b>	<b>386</b>
	<b>Grand Total</b>	<b>1163</b>	<b>18772</b>	<b>40538</b>	<b>70882</b>	<b>125914</b>	<b>854188</b>	<b>12138</b>	<b>20542</b>

# Bank wise - Annual Credit Plan 2025-26

(Renewable, OPS, Total Priority Sector & Weaker Section)

Amount in Lakhs

	Bank Name	Renewable Energy		Others under Priority Sector		Total Priority Sector		Loans to Weaker Section	
		No. of A/c	Amnt.	No. of A/c	Amnt.	No. of A/c	Amnt.	No. of A/c	Amnt.
1	Bank of Baroda	33	221	2603	3396	102612	1358697	74319	301626
2	Bank of India	40	35	366	881	746524	2560391	381132	644229
3	Bank of Maharashtra	5	13	6333	6365	182227	520973	58949	88974
4	Canara Bank	1401	3439	693	593	156117	755607	43919	108961
5	Central Bank of India	33	43	1644	674	776740	1819633	234266	426753
6	Indian Bank	64	1157	1605	3173	160884	283796	49581	145347
7	Indian Overseas Bank	132	256	123	86	17149	75069	4030	17785
8	Punjab and Sial Bank	1	4	74	94	11903	102150	3473	25467
9	Punjab National Bank	3904	4056	1394	343	180100	1770708	78797	316145
10	State Bank of India	41280	68213	3199	1784	845504	4026634	317936	1066669
11	Union Bank of India	185	1311	17269	3816	327791	1724983	174142	574146
12	UCO Bank	3	6	16494	54945	43586	374133	17644	88184
	<b>PSBs - SUB TOTAL</b>	<b>46658</b>	<b>79178</b>	<b>48257</b>	<b>73868</b>	<b>3423364</b>	<b>18861865</b>	<b>1334846</b>	<b>3682326</b>
13	Axis Bank	59	52	14960	9881	134787	1207107	55788	208943
14	Bandhan Bank	81233	52196	26287	17345	540073	296843	43211	58948
15	Catholic Syrian Bank	0	0	4	3	1647	7316	546	1113
16	City Union Bank	3	6	34	1488	1059	10976	484	2278
17	Development Credit Bank	0	0	0	0	62024	170860	28808	67867
18	Finance India Bank	0	0	0	0	0	97	3	18
19	Federal Bank Ltd.	3	4	34	26	10601	75086	4049	15881
20	HDFC Bank	130	125	12613	9957	291162	455378	112666	838134
21	KCIC Bank	8	43	4000	1573	203128	3038184	74297	588688
22	ICICI Bank	21	47	646	388	41982	217247	14326	52017
23	IDFC	0	0	0	0	102581	420689	38214	85717
24	Industrial Bank Limited	3	23	5248	1855	285854	673352	131375	172888
25	Jammu and Kashmir Bank	0	0	52	176	139	1903	62	244
26	Karnataka Bank Limited	0	0	6	16	650	12682	222	1889
27	Karni Vajra Bank Ltd.	0	0	2	1	325	10001	162	746
28	Kerala Mahila Bank	2	13	1704	813	171252	1112119	39332	132341
29	KIBS Bank	0	0	413	74	8611	46836	876	5345
30	Kotak Bank Ltd. (KBL)	0	0	1433	898	76682	116398	34844	28993
31	South Indian Bank	0	0	0	342	837	4833	303	893
32	Madhyakshya Meritank Bank	0	0	0	0	1002	4156	402	1842
33	Yes Bank	0	0	18	38	73666	572234	19037	77131
	<b>PRIVATE BANK - SUB TO CREDIT PLAN</b>	<b>62478</b>	<b>62807</b>	<b>67762</b>	<b>38846</b>	<b>1740077</b>	<b>18039428</b>	<b>646677</b>	<b>2388741</b>
	<b>CO-OPERATIVE BANK - SUB TO CREDIT PLAN</b>	<b>169336</b>	<b>111805</b>	<b>188000</b>	<b>108719</b>	<b>8732400</b>	<b>28842793</b>	<b>1981525</b>	<b>8001817</b>
34	MP GRAMIN BANK	1679	1880	90746	140755	1897824	16426037	471883	565690
	<b>RRBs - SUB TOTAL</b>	<b>1679</b>	<b>1880</b>	<b>90746</b>	<b>140755</b>	<b>1897824</b>	<b>16426037</b>	<b>471883</b>	<b>565690</b>
35	DCBS & Apna Bank	83	127	1997	353478	3126146	3086375	1931615	1796540
	<b>CO-OPERATIVE BANK - A</b>	<b>83</b>	<b>127</b>	<b>1997</b>	<b>353478</b>	<b>3126146</b>	<b>3086375</b>	<b>1931615</b>	<b>1796540</b>
36	All Small Finance Bank	5	2345	9323	4815	194637	466043	68326	138225
37	Equinox Small Finance Bank	3	7	17211	7746	44332	59975	13928	14789
38	ESAF	0	2	38728	33818	118146	164664	48149	41371
39	East Small Finance Bank	1	6	26475	18221	150247	151677	7489	51818
40	Shivalik Small Finance Bank	0	0	61	31	2818	21952	1270	5164
41	Suryodaya Small Finance Bank	1	4	5007	2711	74699	61447	24394	21286
42	Ujwal Small Finance Bank	0	0	9632	8672	37403	48311	13590	9683
43	Urbank Small Finance Bank	26	31	14819	5260	96214	37660	11459	12390
	<b>SMALL FINANCE BANK S</b>	<b>34</b>	<b>2285</b>	<b>139966</b>	<b>78261</b>	<b>499417</b>	<b>10138972</b>	<b>234601</b>	<b>293449</b>
	<b>Grand Total</b>	<b>118332</b>	<b>139487</b>	<b>348748</b>	<b>688132</b>	<b>14268808</b>	<b>34891477</b>	<b>4586572</b>	<b>8729726</b>



# District wise - Annual Credit Plan 2025-26

(Agriculture)

Amount in Lakh

Sl. No.	District Name	Farm Credit		Crop Loans excl. of Farm		Agriculture		Rural/Urban Activities		Total Agriculture	
		No. of A/c	AMC	No. of A/c	AMC	No. of A/c	AMC	No. of A/c	AMC	No. of A/c	AMC
1	Agumbe	13970	21124	13480	19172	13	228	134	2479	13614	20401
2	Alwar	49229	12910	56277	17290	34	294	761	1293	49997	25628
3	Amravati	72118	27281	21287	12972	25	277	471	1238	32796	32463
4	Anantnag	69648	14709	30111	11811	30	648	3683	27478	31667	19167
5	Anantpur	187757	11880	194826	89900	36	888	5510	81200	194446	191181
6	Anaparthi	29559	20171	31989	179216	121	228	1369	8770	179994	96136
7	Anant	36374	24780	34122	14118	84	222	804	12029	27188	30124
8	Arvi	80206	10267	10886	58113	21	512	561	19002	81668	14481
9	Ashtamudi	17202	31183	7448	17611	844	1267	8601	12704	17051	29121
10	Bachapur	37229	13226	21971	18279	12	89	1818	16736	18854	18928
11	Bachkanal	13817	17646	8198	11862	22	264	76	22774	12476	12740
12	Bachkanal	20662	27467	12677	16816	124	1878	336	6177	28018	30488
13	Bachkanal	10916	14886	8222	11717	41	28	127	8175	10941	11988
14	Bachkanal	12250	10297	49011	38819	4	89	1287	14258	64714	12112
15	Bachkanal	36229	61297	24781	179118	169	3138	1767	5687	82107	101107
16	Bachkanal	38912	37768	17748	42247	128	4293	3621	5820	59173	42028
17	Bachkanal	11170	1818	2128	2512	26	87	484	110	2114	2181
18	Bachkanal	10127	30220	34871	118118	152	2888	3711	88110	116210	28488
19	Bachkanal	8852	13826	8748	12318	24	667	170	1244	18208	21212
20	Bachkanal	7679	29446	11871	78112	82	867	868	16852	79114	27187
21	Bachkanal	14307	21489	9919	13111	61	127	988	1022	10977	9124
22	Bachkanal	24224	44818	14726	29212	22	782	162	11876	28208	30126
23	Bachkanal	20275	14861	12281	13418	111	1187	361	89114	14818	16112
24	Bachkanal	24118	11811	4888	14881	411	1258	348	11818	27984	48117
25	Bachkanal	8482	7848	2382	40216	26	272	1287	6188	6877	8188
26	Bachkanal	16888	7182	4228	62162	68	128	1711	12188	16208	18188
27	Bachkanal	36118	68811	76271	42741	31	128	210	12818	36178	7688
28	Bachkanal	4708	1088	2188	3088	21	88	40	1288	4281	6188
29	Bachkanal	7671	7681	3688	4018	31	127	128	1288	2088	4688
30	Bachkanal	28744	41167	27788	20111	22	1121	361	7288	22011	31171
31	Bachkanal	7344	1788	2018	1138	2	28	11	118	2488	348
32	Bachkanal	4982	918	4218	8818	6	121	288	8188	8788	14178
33	Bachkanal	20788	36861	12228	26118	127	87	362	12462	21888	4278
34	Bachkanal	14764	14128	11781	12871	44	168	141	8228	14878	2777
35	Bachkanal	8258	1881	1182	11771	8	761	38	868	1677	1878
36	Bachkanal	16118	7128	2088	8818	67	284	181	1828	6218	897
37	Bachkanal	4878	1671	4827	8788	2	21	20	212	618	2188
38	Bachkanal	37868	37881	11871	20118	97	288	288	6268	1818	4718
39	Bachkanal	22742	44728	84871	56244	62	429	141	426	22624	47127
40	Bachkanal	24178	11789	17788	27821	117	1181	384	12848	26727	41178
41	Bachkanal	18720	11487	36171	18118	21	267	818	3717	16381	1788
42	Bachkanal	27848	34188	21811	26111	127	248	187	1848	27878	4782
43	Bachkanal	18818	11888	2588	14888	201	128	308	3888	18888	1818
44	Bachkanal	14828	84187	26584	41318	204	198	487	2817	28818	3118
45	Bachkanal	18878	34252	10718	18714	62	111	221	1817	30218	26178
46	Bachkanal	14822	1481	11718	10118	78	1221	88	1288	8888	8171
47	Bachkanal	27442	41788	2488	24811	36	278	188	2747	22877	88188
48	Bachkanal	4422	8212	4188	8812	2	44	118	1822	4828	14478
49	Bachkanal	6881	11811	4111	86118	41	611	127	2878	8888	17128
50	Bachkanal	3124	4929	2788	5271	19	26	21	287	912	112
51	Bachkanal	24528	1184	21827	2017	11	211	248	1817	2488	3127
52	Bachkanal	8888	1487	4788	3887	28	68	88	7278	8878	8888
53	Bachkanal	88778	88178	26778	14818	212	1168	2618	8882	42112	84888
54	Bachkanal	3878	1178	1188	1488	12	488	188	217	2778	3187
55	Bachkanal	27127	8418	22187	42818	178	278	128	1888	22127	28178
Grand Total		828847	1288178	621184	842788	788	18468	12281	34811	848838	1081787

# District wise - Annual Credit Plan 2025-26

(MSME)

Amount in Lakhs

Sr No	District/Type	Micro Enterprises		Small Enterprises		Medium Enterprises		MSME		Finance under MSME		Total MSME	
		No. of A/c	AMR	No. of A/c	AMR	No. of A/c	AMR	No. of A/c	AMR	No. of A/c	AMR	No. of A/c	AMR
1	Ahmednagar	354	1248	363	1487	51	4033	37	36	111	313	654	6275
2	Ahmednagar	379	1514	39	144	1	16	39	311	79	179	144	2492
3	Ahmednagar	379	1514	11	498	14	1831	9	31	18	50	344	4934
4	Ahmednagar	1134	2178	154	2178	11	1198	11	139	414	797	1193	18738
5	Ahmednagar	1973	9179	377	2444	11	3118	71	177	139	475	1104	14838
6	Ahmednagar	1834	8188	377	4577	68	3073	68	271	1	1098	1474	12678
7	Ahmednagar	1894	18191	191	4774	67	1897	121	631	114	204	1144	18427
8	Ahmednagar	1929	4444	294	2418	3	171	81	131	11	923	861	4934
9	Ahmednagar	2429	8179	314	3894	181	69176	31	1131	419	1144	4714	111111
10	Ahmednagar	1779	2488	291	4814	87	1818	39	229	76	178	1694	49129
11	Ahmednagar	1497	1494	87	3198	11	1398	69	279	21	121	1104	11111
12	Ahmednagar	2481	11178	366	14171	27	4497	149	1414	678	7718	14271	111111
13	Ahmednagar	1834	4138	149	2094	34	4811	19	71	78	174	1144	2438
14	Ahmednagar	491	2161	211	1291	11	178	11	139	14	49	144	4218
15	Ahmednagar	2481	14818	49	7447	67	2444	111	381	147	1478	2491	14444
16	Ahmednagar	1497	11191	87	13188	181	2391	119	344	414	1111	1193	12238
17	Ahmednagar	2071	1179	1	279	1	1	14	39	1	18	144	1471
18	Ahmednagar	1934	11421	49	6114	74	844	44	219	144	111	1171	14441
19	Ahmednagar	1894	11421	363	9174	49	1444	14	69	47	1447	1744	11991
20	Ahmednagar	2491	11271	187	11264	478	11914	118	714	496	11544	4964	17941
21	Ahmednagar	4771	4919	171	1848	18	1294	11	189	271	178	781	1471
22	Ahmednagar	1891	14149	494	4774	214	4444	111	344	419	171	244	12238
23	Ahmednagar	1891	14149	1481	14814	1294	13641	187	747	444	1444	12144	414827
24	Ahmednagar	2714	19118	214	19114	47	1444	194	1894	14	671	1144	91214
25	Ahmednagar	4474	4471	111	1191	11	1144	34	214	114	111	484	4878
26	Ahmednagar	1494	14791	478	7411	118	4249	46	211	71	1449	1471	14471
27	Ahmednagar	1891	12441	481	3449	129	1118	87	121	96	1118	1811	10744
28	Ahmednagar	114	4498	484	1748	64	744	12	49	14	158	341	4891
29	Ahmednagar	4781	1734	36	1191	11	1114	49	214	17	171	741	4891
30	Ahmednagar	1447	17794	49	4844	11	244	143	64	171	149	1444	11974
31	Ahmednagar	1471	1481	18	148	1	14	11	69	1	1	141	1144
32	Ahmednagar	4771	9749	454	1414	39	4149	11	491	17	667	434	18741
33	Ahmednagar	1199	1894	486	4811	64	1249	171	344	71	743	1188	18741
34	Ahmednagar	1111	4441	486	4411	67	4749	87	121	181	1818	1447	11814
35	Ahmednagar	1144	1174	47	1744	1	144	1	144	147	171	144	1144
36	Ahmednagar	494	1174	87	1171	11	494	143	44	17	111	494	4711
37	Ahmednagar	474	1714	44	171	1	47	11	44	114	414	484	4834
38	Ahmednagar	1779	14441	471	1714	41	1714	11	247	419	1718	1441	17444
39	Ahmednagar	1779	14178	419	4498	11	419	144	419	14	271	1871	17444
40	Ahmednagar	1894	18171	111	13187	24	4814	144	149	147	744	1424	47381
41	Ahmednagar	1891	14138	171	4813	49	2714	71	141	114	49	1481	11841
42	Ahmednagar	2444	14471	144	4714	11	244	149	124	419	143	1431	14271
43	Ahmednagar	1811	1494	343	7448	18	4818	39	144	44	444	1144	17144
44	Ahmednagar	1878	18781	441	4714	74	444	41	344	174	443	1461	14811
45	Ahmednagar	1789	11187	471	2444	24	1111	11	141	111	144	1424	14441
46	Ahmednagar	1447	4448	171	1144	49	1714	41	444	48	111	1447	1744
47	Ahmednagar	1122	4444	143	1443	11	474	11	144	171	444	1444	14447
48	Ahmednagar	1871	1871	14	444	1	1	11	44	18	74	141	1147
49	Ahmednagar	1779	4771	48	4891	24	1111	11	744	11	114	1188	11881
50	Ahmednagar	494	474	171	444	17	444	11	144	14	14	474	2441
51	Ahmednagar	1878	11111	171	2444	11	124	14	114	41	17	494	17471
52	Ahmednagar	144	4714	42	1444	1	74	41	144	411	411	477	1874
53	Ahmednagar	1447	14714	111	11914	143	1444	49	141	171	244	1747	45574
54	Ahmednagar	441	1144	171	471	11	44	1	14	11	171	441	1141
55	Ahmednagar	1122	4744	44	2444	11	1111	44	74	114	244	1141	11144
Grand Total		48284	481118	4294	481944	414	244774	178	11447	1431	4811	4719	147447

# District wise - Annual Credit Plan 2025-26

(Export Credit, Education, Housing & Social Infrastructure)

Sr No	District Name	Amount in lakh							
		Export Credit		Education		Housing		Social Infrastructure	
		No. of Ac	Amnt.	No. of Ac	Amnt.	No. of Ac	Amnt.	No. of Ac	Amnt.
1	Agri-Indust	0	0	175	287	282	2894	4	10
2	Aligarh	0	0	85	121	178	1109	10	10
3	Amroht	0	0	141	185	264	1322	60	50
4	Bhadocha	0	0	202	271	297	1761	4	10
5	Bhagat	0	0	644	887	3662	8897	13	325
6	Bharat	4	62	367	779	808	3259	4	62
7	Bhat	39	560	975	1654	4397	1544	369	250
8	Bhind	0	0	293	429	347	2365	8	0
9	Bhind	29	8034	5401	13813	23524	143942	48	5172
10	Burhanpur	0	0	664	868	567	3698	7	4
11	Chhatarpur	0	0	321	284	361	1679	68	900
12	Chhindwara	40	317	413	649	2361	9246	178	60
13	Damoh	0	0	181	245	584	1274	0	0
14	Datta	0	0	18	249	216	1456	0	0
15	Dewas	1	7	1642	1363	2698	10216	4	30
16	Dhar	0	0	1238	1687	2782	58819	8	0
17	Dindori	0	0	19	46	127	889	212	100
18	Durg	422	2624	871	1129	2816	7913	829	408
19	Durg	0	0	486	834	542	4288	19	29
20	Durgam	169	1229	3112	5024	8948	43659	1219	752
21	Dwarka	0	0	234	482	441	4459	0	576
22	Durgamabad	149	498	667	1484	2894	21791	1288	813
23	Dwarka	23	4480	7221	17191	21997	144808	79	544
24	Durgam	0	0	1488	5626	6388	37107	44	240
25	Durgam	34	556	148	328	424	2810	248	134
26	Durgam	0	0	303	731	633	2843	0	20
27	Durgam	0	0	1142	1487	3844	19133	4	1166
28	Durgam	0	0	84	136	68	2848	0	20
29	Durgam	0	0	136	171	618	3134	212	108
30	Durgam	52	486	362	1647	894	11181	1244	793
31	Durgam	0	0	72	86	47	348	159	68
32	Durgam	0	0	497	756	618	2462	600	313
33	Durgam	24	228	314	336	1871	6899	1848	560
34	Durgam	0	0	378	723	877	4380	4	4
35	Durgam	0	0	38	71	68	402	0	0
36	Durgam	0	0	281	449	567	3290	17	73
37	Durgam	0	0	329	384	267	879	1	0
38	Durgam	0	0	340	318	2267	14884	178	172
39	Durgam	0	0	1003	976	1740	4794	1276	18
40	Durgam	67	652	791	2233	2144	15219	878	622
41	Durgam	0	0	296	1662	1821	13818	0	273
42	Durgam	0	0	677	1188	2219	14913	1	0
43	Durgam	0	0	698	986	1288	3980	0	20
44	Durgam	0	0	388	1131	890	14456	4	20
45	Durgam	0	0	388	246	1418	9157	11	17
46	Durgam	0	0	261	496	568	7930	77	434
47	Durgam	0	0	839	828	703	4738	8	0
48	Durgam	0	0	72	161	102	823	1	10
49	Durgam	0	0	264	386	317	1866	3	110
50	Durgam	0	0	19	331	216	1372	44	30
51	Durgam	0	0	66	1866	78	1645	0	0
52	Durgam	0	0	124	216	248	1680	4	0
53	Durgam	81	58	1401	2418	2767	17760	473	1671
54	Durgam	0	0	378	468	207	2886	18	800
55	Durgam	0	0	58	824	1707	7388	4	4
	<b>Grand Total</b>	<b>1145</b>	<b>15772</b>	<b>4899</b>	<b>76962</b>	<b>139914</b>	<b>834188</b>	<b>12138</b>	<b>28162</b>

# District wise - Annual Credit Plan 2025-26

(Renewable, OPS, Total Priority Sector & Weaker Section)

Amount in Lakh

Sr No	District Name	Renewable Energy		Others under Priority Sector		Total Priority Sector		Loans to Weaker Section	
		No. of A/c	Amnt	No. of A/c	Amnt	No. of A/c	Amnt	No. of A/c	Amnt
1	Agartala	148	227	51	878	149175	313908	51132	78888
2	Ajmer	1312	1817	4812	6798	52669	17143	25647	12824
3	Alwar	875	668	2897	5473	44728	76831	17688	17348
4	Ankleshwar	488	688	7743	4882	86282	272528	55781	87258
5	Balangan	442	488	7318	11478	238888	388878	8887	14888
6	Banswari	28	128	4888	11478	158822	477788	4888	9882
7	Bhar	2882	4888	4812	5458	318881	488822	128488	188428
8	Bhilai	11	888	811	2817	8822	188888	5888	4888
9	Bhilwari	2717	12888	11812	18118	312588	1481888	142188	487388
10	Bikaner	188	278	8178	2818	88188	288822	48228	88228
11	Bhilwara	2228	1881	4878	5722	152842	28822	2881	12828
12	Chittorgarh	1888	1888	4888	8888	282888	488888	18118	17822
13	Dungarpur	881	1888	1228	3128	127888	248228	8888	18812
14	Duvg	71	128	1218	1888	72888	187888	4878	9882
15	Dwarka	1288	2172	1888	4812	388878	881872	21881	18112
16	Dy	581	2288	8881	8822	84222	1888878	182888	288888
17	Dudhga	1188	878	2422	2882	48122	3878	2878	2722
18	Durgam	2182	3128	4878	5458	21288	17182	8788	18888
19	Durg	781	1227	4878	6878	12878	477888	7728	12888
20	Durgam	2882	8178	18888	11822	158888	141887	7888	14782
21	Durgam	421	518	2282	3222	188888	388888	3322	14218
22	Durgam	8881	8278	1111	3118	28788	88888	88888	27888
23	Durgam	8218	12888	12278	48112	481888	878188	24788	48188
24	Durgam	178	3112	28882	3888	38888	147888	11788	24888
25	Durgam	2781	4888	1888	4888	118812	18782	28728	47888
26	Durgam	388	878	1188	4888	88888	478888	2282	18888
27	Durgam	1888	2881	8788	1888	88882	88882	14272	28788
28	Durgam	28	88	4588	5888	8812	18278	488	4588
29	Durgam	1888	1782	1188	5722	54211	14881	5788	18888
30	Durgam	8821	8878	2788	5822	8482	78182	88882	2882
31	Durgam	1171	888	588	478	2882	1182	1722	1888
32	Durgam	2881	2111	1812	2818	8288	14881	3171	7888
33	Durgam	8884	4818	8188	8172	25822	38788	8821	23188
34	Durgam	1881	1818	2781	2722	18811	47888	8288	88888
35	Durgam	131	282	18	288	1888	1888	1718	1882
36	Durgam	878	487	1812	2482	7878	18888	1788	2882
37	Durgam	278	482	2818	1218	7378	9881	8871	1178
38	Durgam	271	278	4818	5722	28888	48212	18888	2882
39	Durgam	118	28	1112	1718	3882	4822	8778	2788
40	Durgam	4818	1881	7828	8888	31888	18812	18888	3821
41	Durgam	348	482	1888	2218	12888	48888	8122	8888
42	Durgam	781	1171	12788	4888	38888	88811	18888	27888
43	Durgam	188	488	4888	4788	13888	42788	7888	11888
44	Durgam	478	817	1442	3722	87728	78788	13888	38118
45	Durgam	181	378	4878	1282	27882	38881	18878	28188
46	Durgam	881	888	8112	4872	8878	18181	7878	1778
47	Durgam	488	78	278	1278	2812	78147	18112	2878
48	Durgam	34	88	4811	1818	5718	14788	2217	4782
49	Durgam	271	481	4888	1144	18278	17878	5888	8871
50	Durgam	1288	878	1818	1888	4788	11888	1888	18888
51	Durgam	81	288	488	1888	3482	18888	1221	1121
52	Durgam	172	878	144	247	4888	1781	2888	4872
53	Durgam	781	778	8118	1487	8278	181888	18788	48718
54	Durgam	88	88	7812	148	8878	18127	2788	1111
55	Durgam	2812	378	4812	4818	34131	78181	21881	8888
Grand Total		11812	18887	14874	48112	188888	148177	48887	87878

# Bank wise - Annual Credit Plan 2025-26

(Non-Priority Sector)

Annexed to B&B

Sl. No.	Borrower Name	Agriculture		Education		Housing		Personal Loan		Others		Total Non-Priority Sector	
		No. of Ac.	Amount	No. of Ac.	Amount	No. of Ac.	Amount	No. of Ac.	Amount	No. of Ac.	Amount	No. of Ac.	Amount
1	Alpa Mahal	45	383	4	31	24	240	130	706	1180	286	1447	4873
2	Amraoti	11	817	5	46	17	167	163	126	704	414	2344	3567
3	Anandpur	4	46	4	47	14	17	7	7	347	158	467	468
4	Anantnagar	10	165	4	41	17	141	147	147	144	181	449	1087
5	Anantpur	17	273	1	10	10	10	13	13	124	28	177	347
6	Anantpur	8	23	1	2	2	2	2	2	19	1	24	37
7	APJ	1	1	1	1	1	1	1	1	1	1	1	1
8	APJ	1	1	1	1	1	1	1	1	1	1	1	1
9	APJ	1	1	1	1	1	1	1	1	1	1	1	1
10	APJ	1	1	1	1	1	1	1	1	1	1	1	1
11	APJ	1	1	1	1	1	1	1	1	1	1	1	1
12	APJ	1	1	1	1	1	1	1	1	1	1	1	1
13	APJ	1	1	1	1	1	1	1	1	1	1	1	1
14	APJ	1	1	1	1	1	1	1	1	1	1	1	1
15	APJ	1	1	1	1	1	1	1	1	1	1	1	1
16	APJ	1	1	1	1	1	1	1	1	1	1	1	1
17	APJ	1	1	1	1	1	1	1	1	1	1	1	1
18	APJ	1	1	1	1	1	1	1	1	1	1	1	1
19	APJ	1	1	1	1	1	1	1	1	1	1	1	1
20	APJ	1	1	1	1	1	1	1	1	1	1	1	1
21	APJ	1	1	1	1	1	1	1	1	1	1	1	1
22	APJ	1	1	1	1	1	1	1	1	1	1	1	1
23	APJ	1	1	1	1	1	1	1	1	1	1	1	1
24	APJ	1	1	1	1	1	1	1	1	1	1	1	1
25	APJ	1	1	1	1	1	1	1	1	1	1	1	1
26	APJ	1	1	1	1	1	1	1	1	1	1	1	1
27	APJ	1	1	1	1	1	1	1	1	1	1	1	1
28	APJ	1	1	1	1	1	1	1	1	1	1	1	1
29	APJ	1	1	1	1	1	1	1	1	1	1	1	1
30	APJ	1	1	1	1	1	1	1	1	1	1	1	1
31	APJ	1	1	1	1	1	1	1	1	1	1	1	1
32	APJ	1	1	1	1	1	1	1	1	1	1	1	1
33	APJ	1	1	1	1	1	1	1	1	1	1	1	1
34	APJ	1	1	1	1	1	1	1	1	1	1	1	1
35	APJ	1	1	1	1	1	1	1	1	1	1	1	1
36	APJ	1	1	1	1	1	1	1	1	1	1	1	1
37	APJ	1	1	1	1	1	1	1	1	1	1	1	1
38	APJ	1	1	1	1	1	1	1	1	1	1	1	1
39	APJ	1	1	1	1	1	1	1	1	1	1	1	1
40	APJ	1	1	1	1	1	1	1	1	1	1	1	1
41	APJ	1	1	1	1	1	1	1	1	1	1	1	1
42	APJ	1	1	1	1	1	1	1	1	1	1	1	1
43	APJ	1	1	1	1	1	1	1	1	1	1	1	1
44	APJ	1	1	1	1	1	1	1	1	1	1	1	1
45	APJ	1	1	1	1	1	1	1	1	1	1	1	1
46	APJ	1	1	1	1	1	1	1	1	1	1	1	1
47	APJ	1	1	1	1	1	1	1	1	1	1	1	1
48	APJ	1	1	1	1	1	1	1	1	1	1	1	1
49	APJ	1	1	1	1	1	1	1	1	1	1	1	1
50	APJ	1	1	1	1	1	1	1	1	1	1	1	1
51	APJ	1	1	1	1	1	1	1	1	1	1	1	1
52	APJ	1	1	1	1	1	1	1	1	1	1	1	1
53	APJ	1	1	1	1	1	1	1	1	1	1	1	1
54	APJ	1	1	1	1	1	1	1	1	1	1	1	1
55	APJ	1	1	1	1	1	1	1	1	1	1	1	1
56	APJ	1	1	1	1	1	1	1	1	1	1	1	1
57	APJ	1	1	1	1	1	1	1	1	1	1	1	1
58	APJ	1	1	1	1	1	1	1	1	1	1	1	1
59	APJ	1	1	1	1	1	1	1	1	1	1	1	1
60	APJ	1	1	1	1	1	1	1	1	1	1	1	1
61	APJ	1	1	1	1	1	1	1	1	1	1	1	1
62	APJ	1	1	1	1	1	1	1	1	1	1	1	1
63	APJ	1	1	1	1	1	1	1	1	1	1	1	1
64	APJ	1	1	1	1	1	1	1	1	1	1	1	1
65	APJ	1	1	1	1	1	1	1	1	1	1	1	1
66	APJ	1	1	1	1	1	1	1	1	1	1	1	1
67	APJ	1	1	1	1	1	1	1	1	1	1	1	1
68	APJ	1	1	1	1	1	1	1	1	1	1	1	1
69	APJ	1	1	1	1	1	1	1	1	1	1	1	1
70	APJ	1	1	1	1	1	1	1	1	1	1	1	1
71	APJ	1	1	1	1	1	1	1	1	1	1	1	1
72	APJ	1	1	1	1	1	1	1	1	1	1	1	1
73	APJ	1	1	1	1	1	1	1	1	1	1	1	1
74	APJ	1	1	1	1	1	1	1	1	1	1	1	1
75	APJ	1	1	1	1	1	1	1	1	1	1	1	1
76	APJ	1	1	1	1	1	1	1	1	1	1	1	1
77	APJ	1	1	1	1	1	1	1	1	1	1	1	1
78	APJ	1	1	1	1	1	1	1	1	1	1	1	1
79	APJ	1	1	1	1	1	1	1	1	1	1	1	1
80	APJ	1	1	1	1	1	1	1	1	1	1	1	1
81	APJ	1	1	1	1	1	1	1	1	1	1	1	1
82	APJ	1	1	1	1	1	1	1	1	1	1	1	1
83	APJ	1	1	1	1	1	1	1	1	1	1	1	1
84	APJ	1	1	1	1	1	1	1	1	1	1	1	1
85	APJ	1	1	1	1	1	1	1	1	1	1	1	1
86	APJ	1	1	1	1	1	1	1	1	1	1	1	1
87	APJ	1	1	1	1	1	1	1	1	1	1	1	1
88	APJ	1	1	1	1	1	1	1	1	1	1	1	1
89	APJ	1	1	1	1	1	1	1	1	1	1	1	1
90	APJ	1	1	1	1	1	1	1	1	1	1	1	1
91	APJ	1	1	1	1	1	1	1	1	1	1	1	1
92	APJ	1	1	1	1	1	1	1	1	1	1	1	1
93	APJ	1	1	1	1	1	1	1	1	1	1	1	1
94	APJ	1	1	1	1	1	1	1	1	1	1	1	1
95	APJ	1	1	1	1	1	1	1	1	1	1	1	1
96	APJ	1	1	1	1	1	1	1	1	1	1	1	1
97	APJ	1	1	1	1	1	1	1	1	1	1	1	1
98	APJ	1	1	1	1	1	1	1	1	1	1	1	1
99	APJ	1	1	1	1	1	1	1	1	1	1	1	1
100	APJ	1	1	1	1	1	1	1	1	1	1	1	1
Grand Total		1075	81178	878	7348	14411	68586	33687	178178	37777	194491	27697	124644

# Block wise - Annual Credit Plan 2025-26

## (Agriculture)

Amount in lakh											
District with Block Name	Farm Credit		Crop Loan out of Farm Credit		Agriculture Infrastructure		Ancillary Activities		Total Agriculture		
	No. of A/c	Amnt.	No. of A/c	Amnt.	No. of A/c	Amnt.	No. of A/c	Amnt.	No. of A/c	Amnt.	
	<b>13</b> Block	Agri-leases	11891	23149	11840	18177	13	229	1534	14429	13858
Agri		22724	20092	43103	73748	0	131	737	20728	24479	11120
Besid		21752	31931	18073	27972	1	1	224	541	1077	2347
Nature		14677	3188	11184	2007	3	75	186	111	1064	1447
Sumar		24728	8272	12409	11763	2	2	277	1648	17028	8822
<b>13</b> Block	Akkipal	4322	1232	2427	1731	34	284	331	2291	4060	2811
	Akkipal	1257	970	925	578	17	24	15	158	1312	1197
	Bhara	4968	1938	6245	2473	7	38	20	38	684	1823
	Jabal	8179	3412	3825	2887	0	0	112	1289	808	4729
	Kothawadi	1093	1395	140	943	0	0	15	27	271	1110
	Sondha	5384	1427	483	2184	0	0	30	11	5384	1427
	Udaipur	6087	3414	940	514	0	0	25	53	6012	3487
<b>13</b> Block	Anupal	12213	21202	11250	12887	75	115	471	1080	5218	11242
	Anupal	18853	17881	1220	4148	18	28	234	1786	4953	14620
	Jadhari	5769	3438	3247	3611	4	50	64	2126	3057	7664
	Solra	3444	3877	7512	2884	4	64	41	1271	2489	3212
<b>13</b> Block	Kudpanigra	7512	4475	3018	2158	3	15	111	126	2825	5118
	Ashoknagar	8894	16728	10115	12913	48	842	2423	12429	12447	12827
	Ashoknagar	45129	11888	10205	12121	48	842	2128	16786	47123	12842
	Dumbari	2469	8882	4175	7484	0	0	31	180	2558	10020
	Supari	8184	18878	7825	15184	0	0	122	295	8247	10971
<b>13</b> Block	Mungali	18138	2194	7312	11118	0	0	52	158	1233	2124
	Bajhat	185762	130202	14815	25088	18	303	3638	8421	18241	18531
	Bahar	11482	1469	10009	2988	4	28	271	1643	11711	8881
	Bajhat	18775	38314	10246	11713	11	51	1213	27573	30012	41325
	Bira	11109	4325	13315	2923	0	0	1	4	11104	4325
	Katangi	21527	11482	17884	18182	11	78	181	2788	21548	2036
	Kudhali	12118	8175	8888	5743	1	18	181	671	1024	1684
	Krupar	14675	8828	11788	8517	3	51	313	489	11183	8731
	Lakshmi	17888	18882	11924	18124	0	0	28	1280	1280	2012
	Lepi	21885	12127	11123	30128	7	72	1276	2851	2988	1588
	Paraswadi	475	751	884	688	0	0	49	127	127	880
	Warayoni	17109	2578	11213	2812	14	7	88	2458	1287	1174
	Sumar	118882	20753	9500	19158	18	257	1381	3749	12888	11188
<b>13</b> Block	Serani	21815	88487	15758	47118	14	14	563	12577	3412	7788
	Nawal	4118	6788	4171	6844	1	1	57	178	411	881
	Paraswadi	17841	18857	8818	15128	1	18	177	3828	1789	1881
	Pal	8912	8518	7815	8181	0	0	129	171	8511	8881
	Najpur	11111	10175	18118	28448	0	0	28	588	21158	8882
	Sandha	14788	8828	18215	28128	4	1188	288	3878	1282	8443
	Talari	17714	34513	10885	25177	288	1124	118	6159	1788	4188
<b>Total</b>	168574	287321	188128	154148	562	2712	8845	12861	17888	111418	
<b>13</b> Block	Amli	28178	21257	18882	11188	13	28	342	581	3884	2525
	Ahwar	24948	23878	1828	18888	11	51	118	484	1818	1412
	Batal	48444	71251	17828	12028	178	1887	2257	15781	12078	88421
	Budhadhari	17789	11748	18425	38844	11	1	1181	489	8825	1578
	Bhangan	8845	1278	4322	2121	0	0	0	881	881	1278
	Chikali	15877	14887	18824	8124	3	188	181	888	18218	18824
	Shikha chhapri	18711	17881	12818	8748	78	207	241	884	11881	1874
	Muzar	54188	58428	8888	11811	68	888	8421	8871	18887	18828
	Prasanth parhar	15881	8827	15784	8818	0	0	0	0	15881	8827
	Shikha	18888	14248	12884	8818	1	22	148	1281	17181	18888

# Block wise - Annual Credit Plan 2025-26

## (Agriculture)

Amount in lakh										
District with Block Name	Farm Credit		Crop Loan out of Farm Credit		Agriculture Infrastructure		Ancillary Activities		Total Agriculture	
	No. of A/c	Amount	No. of A/c	Amount	No. of A/c	Amount	No. of A/c	Amount	No. of A/c	Amount
	<b>1st Block</b>									
Agri-leases	11891	231459	11860	181071	13	229	1599	14429	13859	246227
Agri	22724	200920	43103	73748	0	0	732	20726	24479	111220
Bawal	21752	31931	18073	21992	1	1	224	541	2027	23475
Naharna	18677	31881	11194	20087	3	75	186	1811	3064	34475
Bawal	26728	82272	12409	15769	2	2	277	2648	37026	88241
<b>2nd Block</b>										
Akkipur	43225	12932	24227	17131	34	284	303	2291	40640	20611
Akkipur	12017	9201	9205	5786	17	246	185	1668	13123	11395
Bawal	4968	2382	6245	2473	7	38	20	38	6861	1823
Johal	8376	3412	3825	2887	0	0	112	1289	8068	4729
Gothwasahi	1093	1395	1819	943	0	0	19	27	2711	1110
Sonbha	5384	1427	4883	2184	0	0	30	33	5384	2428
Udaipur	6087	3414	6438	5114	0	0	25	53	8812	3487
<b>3rd Block</b>										
Anupur	12213	27202	11282	12887	73	1102	471	3288	52186	31242
Anupur	18683	17883	1220	4148	18	28	236	1796	4983	16620
Jalhari	5769	3438	3247	3611	4	50	64	2126	3857	7664
Sohna	3444	3877	7512	2884	4	64	41	1271	2489	3212
Kudpanipahar	7812	4475	3818	2758	3	15	111	126	2825	5118
<b>4th Block</b>										
Ashoknagar	88094	167238	10115	129313	48	842	2423	12428	12447	236237
Ashoknagar	45129	118882	32325	81213	48	842	2128	38796	47213	125442
Dumraon	2469	8882	4175	7484	0	0	31	180	3558	10020
Isapahar	8184	18878	7825	15189	0	0	822	295	8247	18971
Mungoli	18128	2194	7312	15118	0	0	52	158	3233	2124
<b>5th Block</b>										
Bahgaol	185762	130202	148816	85088	18	303	3626	8421	18241	185231
Bahar	11482	1469	10009	5988	4	28	271	1643	11711	8881
Bahgaol	18775	38814	18246	11713	11	61	1213	27573	30011	81325
Birsa	11109	4328	13815	2993	0	0	1	4	11184	4328
Katangi	21527	11482	17884	18182	11	22	185	2768	21748	20381
Kudraoli	13118	8175	8888	5743	1	18	185	671	10224	16824
Kruppur	14678	8828	13788	8817	3	68	313	489	13183	8731
Lakshmi	17886	18882	18294	18124	0	0	286	1380	12882	20112
Lundi	23883	12127	11123	30128	7	22	1126	2851	29888	15888
Parasowda	475	761	894	688	0	0	49	127	117	880
Warasahi	17109	2728	11213	28218	14	2	882	26458	32867	51174
<b>6th Block</b>										
Bawal	188882	207513	95003	19158	118	2527	1381	8728	12888	381882
Bawal	13883	89487	13758	47188	14	14	563	12577	3412	77828
Bawal	4118	6788	8171	8844	1	1	57	1781	4211	8851
Parasowda	17841	18857	8818	15428	1	18	177	3883	1789	18881
Pal	8912	8518	7815	8181	0	0	129	175	8851	8881
Agpur	11111	88175	18118	28448	0	0	28	588	21818	8882
Sandhu	14783	8828	18211	28128	4	1188	288	3878	4282	8444
Talari	17714	84113	10885	25577	288	1314	118	6159	1788	41882
<b>7th Block</b>										
Bawal	188834	287321	188128	154148	562	2712	8945	32861	27488	381418
<b>8th Block</b>										
Amli	28178	21287	18882	31188	13	28	342	581	3884	7828
Ahwar	24949	23828	18282	18888	11	51	118	484	18818	18112
Bawal	48484	71281	17828	12028	178	1887	2257	18781	52038	89421
Budhadoli	17789	11246	18425	38844	11	1	1181	4818	8825	35782
Bhagan	8843	1278	4322	2121	0	0	0	881	881	2128
Chakoli	15877	14887	18824	8128	3	188	181	888	18218	18828
Sharda chhapri	28711	17881	12818	8748	78	207	241	884	12881	18741
Muzir	54186	58428	8888	11811	68	888	8421	8871	9887	18828
Prasanth pahar	15881	8827	15784	8818	0	0	0	0	15881	8827
Shubra	18888	14842	12884	8818	1	22	184	1287	17181	15888



	Dhar	245617	57769	25794	46263	11	639	903	9384	34727	47932
L5/Block	Balkaran	5499	10474	4953	4398	14	147	34	959	9679	11646
	Bajaj	4914	449	464	371	0	0	0	24	2893	714
	Bali	4903	4571	5174	4898	0	0	0	91	1281	704
	Bani	16797	21392	94179	12844	54	497	1172	1190	12677	12041
	Bansaraj	4414	4672	3333	2743	41	112	69	1464	3444	4467
	Banswar	11894	1138	1174	3034	0	0	0	4	734	1029
	Barda	1934	3171	1189	3448	1	177	189	1244	1712	4441
	Banswar	1899	542	1392	4421	7	12	54	971	344	4072
	Bachha	1814	2044	1483	2814	1	30	90	24	4917	2934
	Banswar	4903	1094	721	1243	0	0	0	49	224	441
	Banswar	4399	5074	3743	4114	2	7	51	244	4311	4994
Bani	494	1044	420	441	0	0	0	0	494	1044	
Banswar	323	142	110	247	0	0	4	1	222	301	
L5/Block	Banswar	4131	3474	3113	2124	14	49	64	143	4299	3484
	Banswar	1304	274	169	244	0	0	1	1	149	277
	Banswar	4494	124	112	254	3	10	25	44	471	114
	Banswar	1281	1771	1372	1357	13	94	49	124	3744	1941
	Banswar	449	247	414	301	0	0	0	0	449	154
	Banswar	0	0	0	0	0	0	0	0	0	0
	Banswar	119	127	10	14	0	0	0	0	119	127
Banswar	413	401	464	214	13	39	134	119	447	701	
L5/Block	Banswar	14347	20342	14474	21463	114	144	171	3051	1424	14444
	Banswar	544	1074	122	3074	0	20	54	27	544	1104
	Banswar	2374	1734	1211	1217	0	0	10	71	3044	2074
	Banswar	1774	3044	1144	3014	0	6	21	1174	1264	4144
	Banswar	2442	3074	2343	3714	0	0	14	42	2444	3014
	Banswar	4374	1074	1774	4394	44	1207	104	1174	1214	1214
	Banswar	1474	3074	1411	1714	14	14	44	244	3074	4141
L5/Block	Banswar	2142	3744	1423	3014	1	4	100	114	1714	2041
	Banswar	4903	2000	4944	14244	13	497	1701	4381	10291	1741
	Banswar	1274	3074	1074	1297	1	17	30	49	1297	3094
	Banswar	447	1444	714	1114	0	0	4	41	441	1047
	Banswar	1114	1000	447	1044	0	0	14	14	1114	1000
	Banswar	4444	11924	1774	4111	13	493	1152	3811	4744	15717
L5/Block	Banswar	1774	3074	1452	1714	0	0	27	114	1441	1424
	Banswar	7467	20342	1407	3012	42	140	100	1054	1401	17147
	Banswar	2292	3074	170	2014	14	100	30	174	2111	1702
	Banswar	2117	7443	1006	1644	44	1464	140	1174	1261	11641
	Banswar	1444	4431	406	1744	44	1543	2174	4274	1174	1274
	Banswar	1414	1104	447	401	14	1701	97	7474	1124	14072
L5/Block	Banswar	14147	20442	4074	12114	44	477	140	1414	1414	14141
	Banswar	2000	1111	1004	4144	14	71	41	127	1004	1111
	Banswar	1417	7124	1044	1447	17	104	109	471	4124	4041
	Banswar	14124	44114	14744	24744	11	412	141	1144	20744	11124
L5/Block	Banswar	1104	1197	1411	1414	15	11	11	114	114	114
	Banswar	1474	2174	1241	1444	15	4	10	107	1144	1744
	Banswar	4411	11417	1474	7011	14	140	49	1444	4724	1174
	Banswar	1414	1041	1147	1114	48	101	174	1044	1014	1041
	Banswar	1742	4174	1014	1414	11	101	144	1011	1444	1142
	Banswar	1417	4412	1444	1414	11	4	100	101	1417	1444
L5/Block	Banswar	1414	4412	1444	1414	11	4	100	101	1417	1444
	Banswar	1414	4412	1444	1414	11	4	100	101	1417	1444
	Banswar	1414	4412	1444	1414	11	4	100	101	1417	1444
	Banswar	1414	4412	1444	1414	11	4	100	101	1417	1444
L5/Block	Banswar	14147	20442	14074	12114	44	477	140	1414	1414	14141
	Banswar	4147	21427	4914	1444	11	1444	1407	1444	10174	11214
	Banswar	1774	4774	1414	1274	11	141	124	1144	1444	1414
	Banswar	4412	4142	1414	1001	11	177	14	140	434	1141

Block	Jabgar	174123	112823	8288	18881	41	2187	3487	11835	27286	43937
	Jabgar	91522	112956	18728	42669	178	1184	2123	12188	29523	217881
	Kunkun	8107	2952	387	4187	5	8	12	29	824	8531
	Makel	18526	16777	5888	28671	8	91	7	43	18829	18112
	Penger	81292	37884	8038	18852	22	116	301	1248	10200	89228
	Polan	14825	80284	18124	28128	17	887	585	3840	85421	81811
Block	Molpala	28131	41284	12110	28127	218	503	22	1891	2888	44828
	Mora	18527	87553	17110	32188	18	20	281	5888	18828	21888
	Pala	88822	78284	18882	48284	18	172	1247	8180	88787	82488
	Molpa	28208	21787	8288	2848	12	84	524	831	18888	24824
	Molpaga	11588	8784	8528	8848	8	48	181	278	11778	10218
	Pala	17583	84278	11788	28277	18	82	488	2158	38828	85718
Block	Kura	8842	278	542	2418	8	0	12	29	884	1888
	Kuraga	8188	8784	4851	2187	8	0	88	91	8178	8888
	Panda	18248	882	5288	2887	8	18	278	588	8278	721
	Kura	8848	25418	42118	42187	88	1288	1571	12184	8888	18828
	Kalera	8781	8888	4888	3188	1	28	3	84	8188	7878
	Beharbar	18827	11887	8578	7784	13	218	88	188	18811	14888
Block	Dima-Meda	8888	8815	8888	4428	4	48	88	138	8878	7128
	Kura	18278	8788	8111	1771	48	88	141	10288	12218	135277
	Kura	2888	8888	4888	8848	8	0	488	1888	8318	2484
	Vishnupur	11108	10888	8888	8184	2	8	128	877	1488	1188
	Molpa	88108	88881	28258	48784	812	1788	2128	12488	88778	71888
	Kura	88888	22181	54718	87888	8	88	217	1888	8818	18814
Block	Bhogpura	18887	27887	18888	28117	8	0	88	178	18812	2712
	Molpaga	48184	88888	88888	55111	262	778	288	12882	48788	87824
	Kuraga	28888	88488	24108	88117	1	11	188	788	28188	88284
	Kuraga	38578	8888	48888	28118	2	5	118	828	88888	8128
	Kuraga	83815	18884	5284	88888	41	57	1447	8548	8888	12882
	Molpaga	48184	28888	18888	54788	2	8	128	1888	8827	8148
	Kuraga	18888	17888	18888	18888	8	0	4	2	1884	17888
	Dima	21888	28278	21818	28888	8	0	12	48	2821	2481
	Molpa	48888	50888	18888	18888	18	800	400	12888	85488	8188
	Block	Kuraga	11848	17888	8478	8887	5	78	118	8188	11781
Molpa		25888	18888	18888	28228	11	127	232	881	28218	81887
Kuraga		7888	8128	4888	5728	4	88	88	1881	7828	10888
Block	Molpa	78828	78888	18888	48188	11	217	1188	12884	78888	88284
	Kikkil	18887	8788	8188	8888	1	28	88	884	11188	8148
	Budbar	188	87	88	88	8	0	158	188	288	88
	Shughal	8878	1888	7812	2121	1	20	4	4	8881	812
	Molpa	18818	8814	18712	18847	14	141	687	11288	78788	88888
	Molpa	4888	8828	4888	2187	8	0	0	0	4888	8828
	Molpa	7888	4887	7888	8887	8	0	0	0	7888	4887
	Nolpa	18888	18888	8721	8178	8	44	88	1117	18821	17721
	Nolpa	5127	4888	4888	2887	8	0	188	284	5888	4331
	Molpa	1888	1188	1887	2124	4	8	20	42	5888	1881
Block	Molpa	118744	481848	288788	281448	217	11148	881	12888	85281	118744
	Bhogpura	17882	14788	14788	38888	88	1888	528	1277	8811	8727
	Kuraga	51188	88218	48888	43888	11	778	128	4188	15271	71188
	Molpaga	57881	7882	8842	88888	13	92	288	18847	57888	8781
	Molpaga	188788	128788	7282	88178	88	712	2178	81288	188844	118888
	Molpa	83888	88188	88118	58188	18	148	288	2188	88284	88888
Block	Molpa	18888	17888	18818	15188	8	807	141	138	18188	18888
	Nolpa	4888	4888	582	418	1	218	88	11	8811	8181
	Molpa	14888	18888	12888	8817	1	137	828	88	1178	1188
Block	Molpa	2842	2188	2488	1811	8	0	88	14	2888	182

		63442	49091	42614	46474	19	1214	2156	45261	63499	141254
<b>3</b> <b>Block</b>	Ambar	11236	14124	7430	5614	<b>18</b>	25	156	6484	11067	20675
	Jawa	8076	11529	9418	6619	<b>2</b>	45	171	2671	3248	13811
	Kalora	8014	10434	5240	5172	<b>3</b>	<b>49</b>	177	2124	8173	11777
	Morasa	18024	24932	17365	17793	<b>14</b>	1384	1426	8384	3204	11844
	Pahadgarh	3004	1814	2488	2008	<b>8</b>	<b>0</b>	<b>1</b>	<b>0</b>	3005	1814
	Pawa	8067	8612	5408	4174	<b>1</b>	<b>6</b>	66	1811	8137	10782
	Scholarh	8414	11197	9345	5104	<b>8</b>	<b>0</b>	183	1184	9618	12641
Mersinagar	207800	148565	136250	265156	117	<b>77</b>	803	13641	21850	42778	
<b>3</b> <b>Block</b>	Bakar (Havel)	27716	26172	18743	27143	<b>8</b>	<b>0</b>	<b>31</b>	191	22727	29636
	Dunwarpatha	23971	30814	16854	23416	<b>6</b>	<b>20</b>	132	894	31189	31748
	Gelbgone	12046	45683	24889	47188	<b>18</b>	71	259	2143	35224	47907
	Karsi	11844	7081	11124	49671	18	115	885	34164	12747	40302
	Narainnagar	44572	100262	40834	19624	<b>8</b>	34	834	16821	66714	114886
	Saithada	23851	71363	33853	37484	55	161	923	1573	24826	81774
Neemach	147181	184542	115383	129172	<b>44</b>	1949	1441	81226	148036	177931	
<b>3</b> <b>Block</b>	Jawal	19154	41261	18365	34189	13	21	96	449	1047	41851
	Mirasa	47617	17448	17887	38124	8	1129	182	15448	47628	74237
	Neemach	63790	34811	44421	11448	11	440	1163	75126	61081	160325
	Mwar	14403	14932	15102	11521	<b>4</b>	363	<b>24</b>	1060	1837	16325
<b>3</b> <b>Block</b>	Mwar	891	7911	834	8133	<b>1</b>	345	10	871	3647	4013
	Pithapur	764	4962	234	5142	<b>1</b>	12	21	189	7990	754
Paohama	68500	74731	50862	44935	65	205	1681	18328	62220	80657	
<b>3</b> <b>Block</b>	Pandhara	14117	6189	1820	17847	13	184	525	4286	8137	48845
	Seuar	28147	31915	22188	18893	18	21	718	1041	3973	41171
	Pawa	63788	36551	44262	45493	<b>3</b>	25	225	2151	61188	58925
<b>3</b> <b>Block</b>	Akagari	9933	1627	3005	2944	<b>8</b>	<b>0</b>	<b>17</b>	181	367	851
	Burnar	18188	10522	18203	17007	<b>2</b>	<b>20</b>	<b>28</b>	481	15448	17444
	Pawa	14409	18883	9758	11138	<b>2</b>	<b>4</b>	152	1451	14883	20188
	Pawa	12719	10811	10864	7624	<b>8</b>	<b>0</b>	48	136	12788	10861
	Shahmgar	11271	8441	9025	5554	<b>1</b>	<b>8</b>	80	129	11312	6691
	Kasen	51780	17544	21407	24318	95	2063	2483	8994	50158	447198
<b>3</b> <b>Block</b>	Sad	49111	89111	10252	99134	18	1095	463	14291	49642	131171
	Aganagar	24344	29577	18173	17124	<b>2</b>	<b>49</b>	84	630	38189	33256
	Ganagar	8084	55912	18628	24574	<b>8</b>	<b>0</b>	37	8171	80121	99121
	Chandigarh	47444	49962	41282	16128	<b>42</b>	162	985	12654	48168	71886
	Sadar	64143	76474	64421	60144	11	58	1156	2524	66117	87081
	Shara	11548	8425	1088	27147	<b>8</b>	<b>0</b>	48	511	8911	9826
	Wajara	26889	26922	2338	19375	<b>1</b>	25	82	17191	29972	47082
	Rajgarh	117142	45724	84837	146144	83	635	1054	9645	12824	457277
	Wara	61446	9125	1092	61133	<b>18</b>	<b>2</b>	1481	5624	12618	87189
	Chandigarh	15800	6674	14455	87188	<b>17</b>	54	295	1611	49642	47054
<b>3</b> <b>Block</b>	Narainnagarh	31403	87511	77889	78718	61	439	<b>26</b>	1121	5174	89842
	Rajgarh	49717	4999	41256	47825	11	11	225	825	6925	7084
	Sarangpur	64474	6694	61125	79917	11	<b>45</b>	152	593	14658	4761
	Dogra	44911	6444	4418	40154	<b>18</b>	<b>49</b>	<b>72</b>	<b>24</b>	6408	4427
	Rathar	162735	413409	175768	278624	373	11863	4900	11880	36265	341895
<b>3</b> <b>Block</b>	Aor	57119	76124	44056	57674	17	671	881	8627	57617	84124
	Bakar	21152	25947	6594	7188	<b>1</b>	11	128	447	15479	11088
	Jara	44764	10511	12618	73448	14	108	943	24840	8794	14144
	Pamla	18172	24071	6863	18811	<b>1</b>	138	<b>50</b>	141	13621	24121
	Kasen	81444	141171	12427	18778	<b>74</b>	1891	331	7244	8111	12427
	Kakara	14447	2542	1442	14174	<b>18</b>	<b>87</b>	311	1540	1108	2764

	<b>Tawa</b>	161707	126807	84312	182148	13	207	874	22711	122661	171905
<b>3 blok</b>	Gongry	14756	17300	15741	14447	3	44	27	281	4770	17616
	Jawa	7136	3211	7088	1073	0	0	4	6	7136	1217
	Kabur - kerchellan	19180	12012	12031	11148	0	0	26	131	10131	11170
	Kawa	15383	45436	12758	39011	18	161	751	14611	36249	39581
	Sinuar	18304	17821	18071	13881	0	0	36	11	10320	17821
	Tonothar	13362	18242	13126	17438	1	0	47	1278	10340	10940
<b>Saga</b>	175911	181381	258101	251811	217	2940	1001	10384	278171	417511	
<b>3 blok</b>	Bawa	16809	17521	15701	9604	1	77	46	521	10051	18809
	Bika	22542	81346	80147	44688	0	0	134	6111	12074	8708
	Door	20204	31306	23205	23697	2	380	8	141	3074	31205
	Jalawagar	3073	3331	3051	2183	0	0	3	1	3073	3391
	Kadi	8167	12301	8301	7174	0	0	36	28	3181	11117
	Kawal	28180	40570	17801	10871	18	18	90	1188	2384	46521
	Kelham	11132	3611	10870	8118	10	30	7	26	11138	3931
	Kelaparah	23179	17207	22242	20189	1	10	37	421	22211	27718
	Kid	27801	26208	30011	20141	1	104	128	581	17781	17384
	Kaga	17146	126107	99802	71281	10	1562	382	12438	7757	149101
	Kungah	13913	15128	18566	30011	0	0	31	29	13913	15127
	Sakra	188307	120001	89301	180008	200	1201	701	20001	127801	186301
<b>3 blok</b>	Madgawa	14410	18746	12221	14118	10	172	101	3877	14548	23901
	Nagal	14410	18746	12221	14118	10	172	101	3847	14548	23901
	Ransur-Sigraia	14410	18746	12221	14118	10	172	101	3847	14548	23901
	Sohawal	42330	33004	33301	42338	64	512	236	14811	42718	70330
	UdFehara	14410	18746	12221	14118	10	172	101	3847	14548	23901
	<b>Selawa</b>	154618	540501	203404	413818	214	1800	4807	20171	138518	181494
<b>3 blok</b>	Ashia	87362	111862	74201	17089	81	636	1287	12244	88211	124217
	Baki	42080	70201	39302	62944	19	111	301	941	40544	50210
	AlKawar	28081	39847	25301	34013	12	55	128	638	3081	40838
	Nawal-Sawal	69410	123371	48704	54621	18	307	111	11430	10088	13431
	Selawa	117188	181801	97412	145138	60	1157	1420	3379	118804	218131
	<b>Selal</b>	188170	246262	163448	184718	44	371	613	19551	202449	180181
<b>3 blok</b>	Barghal	23104	10601	12310	13661	4	2	361	1087	13861	20601
	Ohawara	14230	16781	12941	11911	8	21	138	527	14271	17131
	Ohawara	1447	1330	408	4038	0	0	0	0	1447	1330
	Ohawara	14401	13301	13411	13657	0	0	101	387	14401	13301
	Rekeri	24822	26001	21440	29218	18	21	428	581	24771	26041
	Sawa	7578	7218	8951	8974	1	3	27	44	7580	7807
	Lakmawara	14477	8964	11701	12044	2	13	117	380	14477	8964
<b>Sawal</b>	82806	120321	57620	80884	18	140	1370	35141	54111	126781	
<b>3 blok</b>	Wafah	64906	78621	35720	11118	78	1117	908	3490	69661	91171
	Bedak	15182	19027	18415	9611	7	1027	97	238	15178	16280
	Burak	8412	11211	7201	7888	0	0	6	21	8409	11210
	Dehara	3898	1738	3578	1578	0	0	5	34	3898	1738
	Jaw-Singar	7917	7938	4820	3417	1	611	181	111	7917	7917
	Sahagar	28127	41380	19701	38617	71	850	540	2891	38213	53612
<b>Shagar</b>	173477	438788	214308	526018	58	2170	1970	77941	278577	448888	
<b>3 blok</b>	Kalagari	87189	97430	38701	12694	4	12	101	568	6384	19181
	Mawara-Keladara	18078	88211	17254	15181	4	43	136	511	18078	88210
	Shagar	74011	117107	66748	95653	15	1867	580	7121	75211	137940
	Shagar	162577	175581	77910	112437	13	117	600	12441	102948	180961
	Shagar	44617	89117	41888	86621	1	444	810	3721	4478	18678
<b>3 blok</b>	Karahal	981	1884	911	1878	0	0	34	388	985	1881
	Shagar	43861	89886	14386	80148	1	340	764	3514	41180	97444
	Shagar	7913	6850	5780	4880	0	0	41	170	7051	6880

	Binjai	85001	16912	69412	86148	43	812	1723	3079	3659	17626
<b>Block</b>	Belawan	3752	2129	487	2467	0	0	175	829	3861	12088
	Kinta	3137	1096	374	4607	3	12	135	1839	5151	11221
	Montasikara	1412	475	145	3437	0	0	13	464	2021	5188
	Kubang	18127	3180	1480	2941	2	94	204	3193	19463	9529
	Nenas	2773	3872	2329	4441	0	0	85	1031	2258	8925
	Pukbar	15716	1180	1879	2113	0	0	121	181	1589	11788
	Kawai	4687	8887	4264	2112	0	0	85	1815	4773	10622
	Wingari	3300	3291	2318	1258	48	737	204	1823	5124	74229
<b>Sub</b>	13179	4920	1788	12672	18	183	103	2051	8361	32421	
<b>Block</b>	Kurni	1389	1575	345	887	0	0	0	0	3889	1175
	Medan	4123	5257	428	4438	0	0	2	1	4211	5289
	Korona cakra	11189	11512	1092	898	0	0	3	81	11189	11891
	Siti	12660	1282	252	1688	18	50	148	2381	1824	2528
	Shawal	3085	609	470	4674	2	134	2	586	3268	6196
<b>Ungab</b>	14589	8495	1325	2818	15	519	142	1117	1048	4078	
<b>Block</b>	Sabitun	841	1123	700	1214	11	300	186	852	8618	2479
	Dhruvi	3077	7962	4320	4211	0	0	23	638	2080	8819
	Dewar	11081	11684	10115	6037	4	7	45	226	11140	11877
<b>Tikangari</b>	12003	10627	4728	3697	16	440	388	12729	16120	8838	
<b>Block</b>	Bekragan	8467	7312	3228	8828	0	0	20	41	3477	7876
	Jatun	13273	8205	12823	7381	0	0	12	78	11189	8794
	Rokri	8032	1207	7972	4921	0	0	2	57	8023	5224
	Tikangari	25189	2889	17403	17575	28	449	304	17128	22573	47511
	Ujan	48704	80782	28678	284028	525	11552	3024	30981	612113	814431
<b>Block</b>	Bakayan	84001	339944	64324	183144	170	22480	124	3681	84761	218184
	Dhruvi	17680	87930	17436	43678	0	170	305	170	28861	85130
	Roshandi	11202	121507	51907	34948	18	360	885	3513	71084	127230
	Makipar	13317	107730	47218	88848	3	63	200	8140	10028	113940
	Taruni	47918	70364	46378	79138	0	1080	111	483	6721	9991
	Ujan	92488	221880	37112	12818	212	7517	1780	14021	39623	174510
<b>Uwaka</b>	18264	3128	8164	1461	115	4904	1680	2757	32736	11607	
<b>Block</b>	Kerisi	28612	11807	19630	39487	62	2867	1120	1844	11997	18112
	Mesur	8140	4380	4480	2185	18	713	394	288	9626	3417
	Pal	12884	1200	7548	3171	17	1164	136	111	13463	7476
<b>Volika</b>	173371	563462	212807	428418	278	1270	1204	36889	276073	180780	
<b>Block</b>	Bondo	63213	129802	41809	87636	18	42	180	13140	10061	241834
	Gayung	18072	68382	15385	46443	3	48	15	161	38028	47880
	Kurusi	27400	61346	15200	38880	14	138	32	358	17482	61842
	Latri	17588	21271	15862	22081	3	180	17	157	17624	21488
	Nekras	13677	30151	18072	36648	0	0	112	178	20279	36796
	Oras	14011	71664	18468	57113	4	110	76	4024	14080	71820
	Volika	79814	138218	60113	149484	223	713	617	38204	83820	266887
<b>Grand Total</b>	<b>819347</b>	<b>1288678</b>	<b>624384</b>	<b>384788</b>	<b>788</b>	<b>18608</b>	<b>11881</b>	<b>34821</b>	<b>84984</b>	<b>2611747</b>	

# Block wise - Annual Credit Plan 2025-26

(MSME)

District with Block Name		Amount in lakh												
		Micro Enterprises		Small Enterprises		Medium Enterprises		KVIC		Others under MSME		Total MSME		
		No. of A/c	Amt	No. of A/c	Amt	No. of A/c	Amt	No. of A/c	Amt	No. of A/c	Amt	No. of A/c	Amt	
13/Block	Agri-mates	7954	98299	181	18997	33	6313	12	50	10	213	9348	64272	
	Agri	3723	23293	151	15243	25	6194	7	25	61	125	3693	45456	
	Bank	1449	4195	13	536	2	21	3	3	18	33	1493	483	
	Business	623	1623	18	1040	1	6	13	10	23	18	869	1226	
	Finance	391	666	16	1496	7	31	1	4	4	8	339	834	
13/Block	Alloyer	1739	19134	61	2449	1	49	14	113	76	133	3974	12611	
	Apparel	1648	18838	79	3893	1	49	13	189	68	64	54	1738	18170
	Others	189	1323	1	51	0	0	4	3	0	1	54	3073	
	Auto	619	1199	6	499	0	0	3	0	13	19	993	2636	
	Art/crafts	178	693	0	0	0	0	18	18	0	1	84	448	
13/Block	Auto	161	387	0	0	0	0	0	0	0	1	35	187	
	Engineering	134	2552	0	0	0	0	12	3	0	1	145	3571	
	Apparel	5579	22993	121	6998	34	18612	19	78	19	83	5323	46348	
	Apparel	3889	15217	61	4699	30	8974	19	17	17	32	3333	26341	
	Auto	439	3249	7	121	0	0	7	13	0	1	44	248	
13/Block	Auto	1684	6174	61	1649	3	1613	13	49	12	14	175	1639	
	Psychologists	377	3979	5	138	1	19	1	0	1	1	89	391	
	Scholarship	11181	28278	334	11738	13	1189	3	111	414	361	1393	79679	
	Art/crafts	5047	42842	181	21729	20	1183	9	23	181	504	7754	64474	
	Chamber	1288	4129	5	621	3	5	14	10	1	4	1634	1177	
13/Block	Apparel	674	2123	82	699	0	0	8	0	1	18	959	2626	
	Manufact	1659	1189	92	463	0	0	8	71	16	42	1669	1199	
	Business	1521	9826	141	1668	11	613	15	100	198	876	16614	18166	
	Bank	671	288	7	189	0	0	13	10	0	1	99	2681	
	Apparel	5729	6389	179	2978	13	1917	16	62	187	174	1159	9324	
13/Block	Auto	331	109	0	0	0	0	3	1	0	1	33	171	
	Auto	1274	1941	21	639	3	45	3	1	1	16	1494	1174	
	Auto	798	1093	4	131	0	0	8	1	0	1	242	1019	
	Apparel	144	949	1	0	0	0	8	5	7	54	463	1076	
	Others	2129	4749	4	93	1	13	13	13	18	45	1169	4949	
	Auto	3943	1358	30	611	0	0	8	8	8	10	1911	4399	
	Auto	112	107	2	99	0	0	1	1	1	3	33	194	
	Auto	2799	13102	83	1841	4	1934	9	103	15	34	284	26171	
	13/Block	Business	16189	16189	371	46227	50	8914	68	673	5	188	10799	12819
		Business	1487	24917	121	3124	29	111	17	31	1	49	3932	4871
Bank		147	303	4	1240	0	0	3	0	1	218	232	179	
Personal		1239	8029	34	2677	5	84	5	1	1	102	1420	1397	
Auto		164	101	0	0	0	0	1	0	0	1	102	101	
13/Block	Auto	1177	5299	9	557	4	1	2	4	0	1	114	1924	
	Auto	1679	29133	199	12916	21	1217	14	496	1	47	216	18679	
	Auto	1571	8923	48	2291	8	1469	2	1	1	252	1419	12621	
	Auto	15109	127201	731	42181	65	22961	213	334	349	1844	13381	26951	
	Auto	1241	1247	184	2729	1	2	2	20	1	5	1379	12637	
	Auto	189	3123	3	184	0	0	19	123	1	5	113	1461	
	Auto	7799	56079	161	16141	11	12171	19	129	141	174	6399	6734	
	Business	1119	1993	119	1996	7	1999	12	75	16	18	143	8111	
	Apparel	0	0	0	0	0	0	0	0	0	0	0	0	
	Auto	813	1979	11	939	1	11	18	31	40	12	204	267	
13/Block	Auto	3923	6161	24	1220	0	19	14	73	4	5	1491	1668	
	Auto	1919	14324	11	4511	6	159	17	140	23	18	434	2360	
	Public person	1	2	0	0	0	0	0	0	0	0	1	2	
	Auto	1914	6699	67	1634	4	161	8	0	16	18	1124	11913	
	Auto	9199	48299	139	26120	2	913	89	191	13	113	8891	69984	
13/Block	Auto	189	109	2	11	0	0	3	0	0	1	33	181	
	Auto	1191	19939	139	15199	3	913	19	57	4	161	1691	2519	
	Auto	1691	8113	71	3691	0	0	48	10	4	12	171	12181	
	Auto	1679	4791	81	471	0	0	12	14	1	14	1991	1181	
	Auto	1914	8199	11	439	0	0	12	31	1	114	1277	8191	
	Auto	611	1779	1	77	0	0	1	0	1	1	41	179	

US/Stack	Mogul	72024	81979	521	72066	2081	68774	26	1123	8718	9149	8702	222127
	Arson	18124	25928	1434	21933	181	88884	11	88	24	42	1984	42228
	Phanda	26142	74201	4180	22642	1741	208168	77	1287	4826	9209	47317	188779
US/Stack	So/Stack	4792	5828	181	48241	187	14346	48	228	86	228	12847	28254
	Kurkhan	8788	22712	241	48966	181	14222	46	226	86	248	9283	28884
	Shuan	2987	2362	8	87	9	24	1	8	8	18	1128	2288
US/Stack	Shakwan	19467	22488	187	22888	81	22888	88	474	212	228	22884	22888
	Red/Stack	2247	4222	87	888	3	142	8	2	4	8	1278	1582
	Sheng	252	258	5	881	0	0	0	0	0	8	252	202
US/Stack	Shuan	1177	1854	82	112	0	0	18	4	12	1	1824	8677
	Shuan	428	273	8	181	0	0	2	8	0	8	427	888
	Shuan	2141	24288	187	22822	22	18228	48	228	224	412	2284	22228
US/Stack	Shuan	242	2228	22	2284	2	2	8	0	4	2	228	4771
	Shuan	2288	2281	87	2028	29	2288	22	81	88	42	2282	22277
	Shuan	1871	8728	24	2287	0	0	4	24	88	12	2281	22281
US/Stack	Shuan	2482	22822	2288	22222	227	4477	228	228	228	228	22822	22228
	Shuan	1284	2288	44	2482	2	4	182	2	88	228	2282	2288
	Shuan	228	228	18	228	0	0	4	4	12	25	228	4221
US/Stack	Shuan	2288	2284	41	4422	0	0	17	71	8	228	2277	22821
	Shuan	1222	22848	71	22888	228	44888	18	228	227	2282	22822	22824
	Shuan	2227	2284	4	488	0	0	2	8	8	8	2284	2287
US/Stack	Shuan	2222	4284	1	8	2	21	4	228	2	4	2284	4881
	Shuan	1222	2284	18	228	0	0	4	0	14	26	228	2281
	Shuan	2284	2288	81	2284	28	142	14	87	81	81	2284	4881
US/Stack	Shuan	81	22	5	0	0	0	8	0	0	8	888	71
	Shuan	2288	4888	181	22824	18	4221	22	228	224	228	2288	2282
	Shuan	228	2284	8	228	0	0	8	0	2	18	228	2282
US/Stack	Shuan	228	2284	8	228	0	0	8	0	2	18	228	2282
	Shuan	4284	22822	228	22884	11	4284	21	22	228	2282	2282	22824
	Shuan	2284	8728	21	2282	2	24	8	11	18	18	2282	8221
US/Stack	Shuan	888	2281	2	41	0	0	8	8	8	8	888	2288
	Shuan	228	2288	8	228	1	24	8	0	8	8	228	2284
	Shuan	884	2282	87	2488	1	25	3	877	228	228	2282	4788
US/Stack	Shuan	872	8828	7	421	0	0	1	8	18	18	888	2282
	Shuan	8881	2284	22	22822	22	24	22	228	22	228	2288	4222
	Shuan	182	2282	27	2024	0	0	9	9	42	11	228	2088
US/Stack	Shuan	4224	24284	287	2827	20	221	22	222	24	42	4288	24221
	Shuan	2274	8888	28	2282	1	25	3	4	7	2282	5284	
	Shuan	2484	22822	881	22847	87	24842	22	882	2887	2278	28888	28842
US/Stack	Shuan	2821	28828	228	2288	8	2	42	28	81	224	8881	2822
	Shuan	14287	22844	242	22888	21	22822	18	42	817	2282	22888	22888
	Shuan	2287	2821	21	2827	9	2222	2	7	81	18	2288	28842
US/Stack	Shuan	2282	22828	21	2828	4	878	4	8	28	18	2281	22221
	Shuan	2248	8724	21	2221	4	28	22	221	24	22	2227	22221
	Shuan	2281	2282	1	22	4	22	24	28	21	24	2228	2081
US/Stack	Shuan	22888	228221	887	22888	287	22821	228	244	882	2227	22888	22228
	Shuan	2288	22822	228	22822	22	842	118	77	28	22	2288	2288
	Shuan	228	2284	4	488	2	8	4	28	8	8	228	2281
US/Stack	Shuan	2288	4224	88	2222	0	0	8	8	0	8	228	2281
	Shuan	2427	8822	482	8428	24	2288	18	221	24	228	2284	22221
	Shuan	2288	22822	88	4888	24	282	17	228	28	228	2282	22824
US/Stack	Shuan	228	2284	8	2282	1	221	5	28	28	28	228	2288
	Shuan	2288	2284	21	2282	7	488	4	28	88	28	2282	2284
	Shuan	2288	22822	21	2281	24	2282	9	4	228	228	2284	22884
US/Stack	Shuan	2288	2282	84	2271	1	18	1	8	8	8	2288	8821
	Shuan	881	2288	1	228	0	0	18	2	8	8	882	2281
	Shuan	2288	22822	24	22827	7	228	25	18	7	14	2288	2284
US/Stack	Shuan	228	22	0	0	0	0	8	0	8	8	228	81
	Shuan	228	224	0	0	0	0	1	2	8	8	228	228

	Diakri	2972	12789	94	1729	1	2	14	29	8	16	3279	16173
13loot	Aeneas	879	173	0	0	0	0	9	0	0	0	39	173
	Beag	439	1882	4	161	1	1	0	1	1	7	493	2100
	Biden	1749	8820	34	2096	0	0	7	19	7	17	747	16021
	Castro	130	130	0	0	0	0	0	3	0	0	183	130
	McDonald	0	0	0	0	0	0	0	1	0	0	0	0
Obama	33	25	1	140	0	0	0	0	0	0	0	54	171
Obama	307	2725	5	111	0	0	0	10	0	0	0	309	4217
13loot	Locke	1288	2004	89	8342	35	892	44	10	18	18	1171	20431
	Reid	169	3079	144	1181	0	0	1	1	0	0	318	2789
	Obama	479	1070	0	0	4	1	4	14	0	0	463	3070
	Obama	171	1299	61	927	5	183	6	1	1	18	804	1864
	Obama	190	1103	7	46	0	0	1	1	0	0	67	676
Obama	1749	8820	41	1362	17	1196	16	109	17	29	944	18411	
Obama	1731	4757	40	696	29	44	1	14	0	0	1811	5481	
Obama	1389	4721	7	161	0	0	2	3	4	7	145	1121	
13loot	Obama	1891	11020	167	1879	99	1463	24	90	41	180	1002	10391
	Obama	1029	5720	0	160	0	0	1	10	1	4	136	1094
	Obama	170	1048	3	167	0	0	1	6	0	0	303	1048
	Obama	979	996	18	1099	2	37	0	0	0	7	18	1099
	Obama	893	1894	91	1467	46	1493	7	40	94	165	796	10158
Obama	1647	7779	21	1868	1	51	1	1	48	95	1798	1199	
13loot	Obama	4983	33507	219	32309	439	11859	119	758	898	1059	4899	67911
	Obama	881	27519	80	18139	31	1196	19	167	1	44	719	14698
	Obama	1049	118079	31	19194	117	18702	11	18	18	508	1078	118079
	Obama	17394	274021	209	21790	100	78234	63	397	499	889	10028	402821
	Obama	18929	110459	529	48666	181	1979	7	2	12	104	11718	20043
13loot	Obama	671	6629	130	1866	19	1260	75	160	178	178	780	7167
	Obama	2963	10877	181	14313	23	1469	18	59	175	278	4382	11296
	Obama	1089	6791	18	1921	4	1094	5	91	81	181	1929	6600
	Obama	1169	6861	41	8096	0	17	19	67	11	28	1888	10891
	Obama	1819	10199	884	92829	158	81491	119	180	849	1711	10619	120709
13loot	Obama	1794	13013	17	3611	16	539	13	136	14	44	2094	19513
	Obama	481	4747	37	3192	34	1819	9	0	0	0	302	11381
	Obama	7889	26089	143	13627	30	1677	49	151	448	842	7742	38181
	Obama	2133	10169	139	8672	56	11477	7	5	11	41	2664	43642
	Obama	1149	10156	199	18786	160	46111	18	16	18	40	3807	17981
Obama	1149	10156	199	18786	160	46111	18	16	18	40	3807	17981	
Obama	1189	7119	93	6711	1	148	18	139	16	17	1191	9449	
13loot	Obama	10191	111111	18181	189490	1256	109481	183	1147	494	2049	11819	481811
	Obama	11219	112121	878	35144	81	10821	17	40	138	118	1088	43881
	Obama	8941	171429	946	108888	1129	89117	115	3090	684	1061	8799	441211
	Obama	4141	50502	140	18011	21	4181	18	180	124	271	4664	14614
	Obama	1769	19669	121	9071	16	1169	6	29	46	81	1088	2817
13loot	Obama	4794	11118	279	38119	187	19481	114	2988	58	6181	11899	54198
	Obama	1694	47989	2521	208813	181	9648	114	1775	34	1811	10994	81878
	Obama	719	1946	0	0	1	0	0	0	0	0	78	1194
	Obama	101	101	0	101	0	0	0	5	9	0	81	101
	Obama	1019	1019	81	1198	94	1891	9	9	0	81	1019	18994
13loot	Obama	1499	1019	81	1198	94	1891	9	9	0	81	1019	18994
	Obama	1479	1011	21	1071	0	0	19	113	0	21	1479	1740
	Obama	1184	11789	89	8127	0	1181	9	118	2	179	1079	16884
	Obama	8179	88177	151	12052	37	1149	84	258	138	342	8820	63078
	Obama	1717	18864	181	8645	7	617	18	193	40	115	246	18864
13loot	Obama	884	4799	81	990	0	0	19	85	3	3	1017	1120
	Obama	151	17139	21	1457	5	161	19	26	18	18	1707	18019
	Obama	101	145	0	0	0	0	2	0	0	0	101	145
	Obama	813	1101	5	190	0	0	2	0	0	0	16	840
	Obama	1001	4040	81	1453	5	109	2	0	81	67	1101	6188
13loot	Obama	14869	14870	111	14011	119	43469	66	221	161	1669	11117	26471
	Obama	119	119	9	120	4	149	4	7	0	0	119	119
	Obama	81	81	5	140	0	0	9	16	11	29	81	81
	Obama	119	119	0	0	0	0	2	11	1	4	40	119
	Obama	10019	12099	181	11253	85	48149	15	194	127	1689	11819	218179
13loot	Obama	844	7784	18	1186	0	0	0	0	5	4	807	8094
	Obama	1171	1071	81	1011	10	1471	8	4	13	11	1417	8790

	Magasin	16279	12064	581	9481	139	13181	47	121	98	1318	18013	20176	
J3/Stack	Banana	3552	29764	131	12917	9	154	14	14	48	82	3788	43080	
	Shampagne	1213	8294	8	2	39	9438	8	0	47	16	182	8131	
	Shimogawa	1185	12155	81	4134	39	5983	4	4	14	24	1883	21791	
	Soyuz	124	1444	4	29	11	717	3	0	91	107	941	2431	
	Suzuki	1444	11725	48	8123	11	1418	12	16	47	44	1028	18420	
	Thames	1969	41793	114	26429	38	131	12	8	148	319	3033	18164	
	Uzbekistan	1056	10201	49	2491	2	153	42	78	18	102	1131	18211	
	Texas	139	799	3	71	0	0	0	1	0	18	38	371	387
	Tripoli	187	1323	0	0	0	0	0	1	0	0	0	889	224
	Ukraine	7869	63003	485	23880	40	11680	15	20	28	238	7483	88820	
J5/Stack	Armenia	1883	3331	89	8117	3	1741	3	1	7	81	1773	13434	
	Malta	4134	29668	131	18188	28	4781	9	23	18	792	4626	48638	
	Switzerland	1044	1043	78	3071	4	907	3	1	4	45	1004	17148	
J6/Stack	Mexico	4743	20278	191	13075	11	2189	14	130	61	377	7063	48171	
	Belarus	184	1111	11	481	0	0	0	0	1	17	738	3640	
	Spain	51	187	0	0	0	0	0	0	0	0	84	247	
	England	119	400	4	81	0	0	0	4	0	4	219	3871	
	India	3084	25131	164	12029	11	619	18	84	11	482	4112	16184	
	China	189	141	0	0	0	0	4	0	0	0	115	141	
	Malaysia	31	34	0	0	0	0	0	0	0	0	78	84	
	Nepal	749	2424	27	180	0	0	1	147	3	12	709	3944	
	Southwest	149	783	3	121	0	0	15	19	1	3	393	9271	
Norway	184	1383	0	0	0	1764	8	0	0	0	184	3640		
J7/Stack	Montenegro	1443	12944	181	5851	11	1044	148	84	114	108	1444	20274	
	Shanghai	479	9134	11	1181	0	0	0	0	14	14	1379	4111	
	Saudi	2184	1194	19	481	5	14	13	149	40	19	244	2271	
	Maldives	1799	7523	11	1189	1	5	18	101	110	427	1118	10888	
	France	1044	1267	81	1034	0	0	4	151	81	148	1813	14444	
J8/Stack	Malawi	1414	1323	14	482	7	19	17	62	8	8	1443	15481	
	Russia	884	4133	7	81	1	4	5	18	0	0	884	1750	
	Madagascar	881	779	18	181	9	11	11	48	8	8	881	8888	
J9/Stack	Nigeria	421	2191	1	48	0	0	1	2	0	0	421	1847	
	Norway	8113	9788	444	18183	50	4188	72	418	17	4813	6248	38181	
	Austria	881	1188	11	1188	18	884	7	42	1	18	881	18171	
	Japan	81	813	18	1121	0	0	4	1	1	15	149	8138	
	Kenya	799	4221	19	1181	0	0	9	21	1	71	871	8788	
	Morocco	4153	40793	184	47073	11	1121	19	117	14	1814	4073	118847	
	Poland	371	527	0	0	0	0	4	4	0	0	371	521	
	Peru	148	1041	18	1188	0	0	18	103	1	1	638	1181	
	Uganda	1148	1713	18	1188	0	0	8	0	7	7	1148	1081	
	J10/Stack	Benin	1249	8913	188	4811	81	11469	107	104	78	143	11438	14171
Bolivia		413	1123	1	28	0	0	8	11	0	0	413	1127	
Chad		1044	1187	3	34	1	4178	8	24	0	0	1044	1121	
Colombia		1817	11171	81	2181	11	101	14	17	1	1	1794	12181	
Cuba		2129	20188	119	14671	11	1774	11	89	1	0	2129	46131	
Democratic Republic of Congo		4154	10272	81	1041	14	1814	63	138	18	78	4154	1124	
Ecuador	181	1048	11	1474	40	1714	14	171	11	61	181	4184		
J11/Stack	Guatemala	1113	8843	188	14811	87	4784	47	133	103	108	1113	11431	
	Honduras	1121	11201	11	201	1	1	11	11	14	111	1114	14888	
	Mexico	2187	11884	119	1081	41	1101	4	9	110	211	2118	18811	
	Nicaragua	1413	11133	41	4203	14	1411	12	134	14	184	1413	10811	
J12/Stack	Norway	2183	11714	87	1184	1	183	5	101	187	110	1183	11811	
	Spain	1113	1121	81	1101	0	0	4	38	81	111	1113	8138	
	Poland	1117	1081	18	184	1	181	1	7	47	84	1117	8131	
J13/Stack	Poland	4181	21274	181	11011	14	1147	107	81	87	181	4181	41111	
	France	2188	11701	71	8181	9	2911	87	87	11	18	2188	10811	
J14/Stack	Spain	1099	8171	88	1148	4	1041	19	31	14	141	1099	18134	

3. Blok	Foto	8188	27328	61	2187	6	887	75	86	128	434	8038	18188	
	Baspek	978	3058	7	184	1	8	8	0	12	18	1378	1787	
	Guncor	1387	5041	3	113	0	0	8	8	82	21	17	1382	6780
	Pano	8183	13888	41	2588	6	284	15	28	88	12	2878	18878	
	Foto	1678	8888	88	27	0	0	1	7	12	88	1818	4187	
3. Blok	Malakaga	3888	2782	3	124	0	0	8	8	8	18	827	3377	288
	Noto	12238	32888	47	3128	47	1243	17	28	48	188	1888	18888	18888
	Kul	2018	33178	128	1878	1	3	12	30	71	214	278	4818	8818
	Regenerasi	771	1331	30	883	0	0	1	1	13	23	808	8178	
	Garage	2271	8721	31	3888	23	8388	8	0	21	25	1888	2181	
3. Blok	Obstakologi	3887	2888	188	2888	30	1818	8	78	18	888	828	8878	8878
	Seni	881	1818	88	4878	0	0	18	28	188	28	418	1888	1888
	Liberal	801	2728	27	784	1	5	7	41	11	14	888	481	
	Indones	881	3288	38	218	4	888	8	0	48	42	888	888	1281
	Regenerasi	17188	38878	418	4888	11	1818	144	818	14	28	1888	18888	18888
3. Blok	Kano	3388	1878	181	1727	21	784	12	887	8	22	388	1817	
	Kelompok	1887	1887	61	1888	6	181	6	14	1	18	187	1888	
	Regenerasi	1318	2888	88	888	8	18	17	57	2	18	181	1888	
	Regenerasi	888	1178	11	1188	8	8	17	187	1	2	1788	1881	
	Regenerasi	4448	2481	88	1818	27	884	12	187	1	18	488	1881	
3. Blok	Orator	2147	3888	4	888	0	0	18	13	0	8	2188	888	
	Noto	1888	3888	151	22287	188	8888	188	188	1887	1884	2888	48888	
	Kul	2788	2888	88	481	7	188	12	18	12	28	288	1881	1888
	Kano	888	1888	188	2888	88	1888	5	80	5	2	1888	1888	1888
	Kano	2188	3888	188	2888	8	1888	88	88	87	88	1188	1888	1888
3. Blok	Peludo	838	1881	1	1	0	0	0	0	81	72	871	1888	
	Baspek	13177	12128	888	18817	181	48117	18	51	1812	1884	18178	27871	
	Indones	1188	8717	5	888	0	8	7	28	88	118	1888	1888	8871
	Baspek	1881	3888	371	8813	88	2718	11	188	118	481	1888	2888	
	Baspek	2388	3881	88	877	0	0	2	7	1	2	1888	1888	
3. Blok	Baspek	147	778	0	0	0	0	0	0	2	2	288	188	
	Baspek - kerahulan	1181	887	8	271	0	0	0	13	0	8	1188	3881	
	Baspek	1888	1888	188	1888	88	2718	48	884	112	427	1188	2718	
	Baspek	881	471	88	888	0	0	8	7	18	24	1888	871	
	Baspek	1188	488	88	128	0	0	8	2	1	4	188	488	
3. Blok	Jajar	1888	3887	181	4818	38	1881	148	178	818	1887	8818	18181	
	Baspek	1188	484	18	888	0	0	8	0	8	11	1188	1881	
	Baspek	1887	1881	11	2811	0	0	2	171	48	287	1888	18171	
	Baspek	1881	728	24	488	0	0	16	113	11	21	1888	1781	
	Baspek	111	188	0	0	0	0	8	8	0	8	111	188	
3. Blok	Baspek	188	888	3	188	0	0	2	18	5	18	178	877	
	Baspek	1188	1888	38	2888	2	8	4	18	18	18	188	1888	
	Baspek	881	1288	0	0	0	0	1	81	8	8	188	1788	
	Baspek	878	488	8	888	6	1218	5	88	1	2	888	1288	
	Baspek	2188	888	18	888	0	0	18	188	41	11	288	8788	
3. Blok	Jajar	1888	1188	421	1881	88	1871	88	421	478	118	1811	1888	
	Baspek	188	188	0	0	1	18	2	4	8	8	188	1781	
	Baspek	1888	3888	888	1888	188	4888	88	88	48	48	2188	2788	
	Baspek	778	2888	118	1811	30	881	8	88	1	18	188	1888	
	Baspek	278	2888	118	1811	30	881	8	88	1	18	188	1888	
3. Blok	Baspek-Baspek	778	2888	118	1811	30	881	8	88	1	18	188	1888	
	Baspek	888	8888	188	1811	18	1888	18	188	18	188	1811	1178	
	Baspek	778	2888	118	1811	30	881	8	88	1	18	188	1888	
	Baspek	1888	3888	888	1888	188	4888	88	88	48	48	2188	2788	
	Baspek	1171	4788	18	642	0	0	8	112	7	12	1888	1888	
3. Blok	Baspek	1181	1887	38	888	11	181	7	8	18	18	1888	2787	
	Baspek	718	2888	188	2128	11	211	17	188	81	118	188	6178	
	Baspek	1188	2888	471	2888	28	1118	14	111	111	888	1478	2888	
	Baspek	2881	4878	11	371	0	0	1	0	18	18	218	188	
	Baspek	888	1888	20	1888	0	0	1	11	1	2	888	1888	
3. Blok	Baspek	118	188	0	0	0	0	0	0	0	0	118	188	
	Baspek	817	2181	11	878	0	0	8	0	4	8	181	188	
	Baspek	878	818	18	181	0	0	2	8	18	18	81	181	
	Baspek	1181	1778	4	28	0	0	8	0	8	8	188	1781	
	Baspek	1118	881	27	881	4	888	8	0	1	18	1188	888	
3. Blok	Baspek	888	4818	111	2888	21	1788	18	74	11	171	1188	2881	

	Bahar	8127	39420	190	22860	29	1736	85	334	90	335	9237	67630
13	Bakari	3110	13022	47	9730	11	211	19	308	31	44	2222	16634
	Bakar	6664	6668	31	3030	1	131	7	19	0	8	1684	8011
	Bakura	171	493	0	0	0	0	3	0	0	0	132	490
	Bakungaru	181	274	89	621	3	181	4	7	8	11	531	884
	Bakungar	4721	3920	130	16700	4	1127	45	381	38	478	4880	28470
14	Bakung	12222	39444	343	34420	31	974	72	482	171	636	13340	50881
	Bakung	1789	8025	69	790	2	5	45	31	5	4	1827	8781
	Bakung bakunda	1187	9388	0	0	0	0	13	11	1	9	1411	2958
	Bakung	4984	2929	181	11781	51	81	33	21	192	315	4418	18481
	Bakung	2801	31837	138	13888	59	489	17	91	181	118	4391	46487
	Bakung	2813	20280	148	8641	0	0	17	833	88	59	3117	31187
15	Bakur	239	549	1	149	0	0	1	1	0	0	259	481
	Bakur	2809	13000	148	5081	0	0	88	88	88	88	2128	28081
	Bakur	880	8800	1	880	0	0	0	1	0	0	880	1780
	Bakur	11781	81720	488	88471	88	1181	74	881	188	188	1888	18888
16	Bakura	887	2788	24	2040	0	188	7	8	0	8	884	870
	Bakura	8888	8217	87	3031	0	0	7	1	15	24	1881	8188
	Bakura	888	3217	8	811	0	0	5	8	1	8	808	3517
	Bakura	1129	4888	18	954	1	0	17	35	12	18	1278	5418
	Bakura	788	2081	4	11	0	0	8	0	2	2	708	2128
	Bakura	1129	8129	18	729	0	0	7	831	1	8	1152	4881
	Bakura	147	2881	82	254	0	0	8	0	1	8	957	2281
	Bakura	4842	38181	371	31881	21	1811	45	387	88	1292	5881	88881
	Bakur	8888	42482	121	8844	17	1878	44	181	14	11	8288	14818
17	Bakur	318	1217	3	811	0	0	8	0	0	8	844	3218
	Bakur	3218	2218	8	121	0	0	2	2	0	8	331	821
	Bakur bakur	3017	3030	7	351	2	72	13	4	1	7	3378	8187
	Bakur	3089	27828	184	8678	35	1858	17	21	12	28	3218	27841
	Bakur	3084	4320	1	44	0	0	12	0	8	8	1397	4181
	Bakur	8378	77121	111	18030	25	824	18	318	43	111	8238	30730
18	Bakur	3828	5828	284	12188	38	887	18	388	48	118	2188	82838
	Bakur	818	8281	81	8178	1	188	8	1	8	8	888	14881
	Bakur	3818	8888	28	888	0	0	4	88	1	8	1888	18828
	Bakur	3884	8728	181	18181	3	781	48	124	181	811	8181	18181
19	Bakur	884	8884	5	181	0	0	8	0	18	14	3384	1781
	Bakur	3888	3888	88	181	0	0	8	8	8	8	1888	1788
	Bakur	778	3811	1	44	0	7	1	4	18	12	798	2811
	Bakur	3371	3838	181	888	3	781	17	112	118	778	2488	18481
	Bakur	14881	35781	131	28830	181	88184	88	831	1318	2288	37841	45220
20	Bakur	8878	28821	181	18781	24	857	1	2	178	388	7281	4281
	Bakur	1111	621	6	1188	6	1811	7	8	1	2	1188	781
	Bakur	8888	3888	188	8088	6	1811	8	10	118	867	9888	18478
	Bakur	2188	12181	86	1721	30	1818	7	88	18	28	1188	18611
	Bakur	2081	3888	88	2081	2	411	8	21	1	1	2888	11711
	Bakur	17171	38371	384	22884	124	28242	61	838	817	1888	18388	318181
	Bakur	4418	13881	121	4211	29	488	2	0	18	212	4811	18121
21	Bakur	1118	9781	81	8424	88	888	8	1	18	347	1281	13788
	Bakur	128	3827	7	128	0	8	8	0	8	8	318	3827
	Bakur	811	2818	27	981	3	188	8	0	2	31	841	1348
	Bakur	12018	8788	481	18881	27	1811	84	78	1284	1887	18827	121881
22	Bakur	3151	2738	218	11738	34	1528	18	28	48	421	3788	18871
	Bakur	778	2078	2	88	0	0	5	1	11	48	308	18881
	Bakur	881	1771	82	020	0	0	3	1	18	27	714	1811
	Bakur	843	2831	8	843	0	0	2	7	2	2	881	2771
	Bakur	181	1318	7	181	0	0	8	0	2	4	308	2011
	Bakur	3371	8884	81	818	2	87	8	8	48	118	1148	18778
	Bakur	1178	48818	184	18888	11	1888	18	0	184	1881	8484	6251
	Grand Total	87788	821338	44391	531840	5188	1648778	1918	28887	18218	88811	978338	38284878

# Block wise - Annual Credit Plan 2025-26

(Export Credit, Education, Housing & Social Infrastructure)

Amount in lakh									
District with Block Name		Export Credit		Education		Housing		Social Infrastructure	
		No. of A/c	Amc.	No. of A/c	Amc.	No. of A/c	Amc.	No. of A/c	Amc.
Agar-malwa		0	0	159	263	263	2084	6	18
<b>Block</b>	Agar	0	0	71	118	205	1669	6	18
	Barod	0	0	10	11	8	46	0	0
	Nulkhera	0	0	31	58	18	158	0	0
	Susner	0	0	47	76	31	212	0	0
Ajrappur		0	0	81	135	178	1109	15	10
<b>Block</b>	Ajrappur	0	0	53	86	116	791	15	10
	Bhawa	0	0	2	3	12	32	0	0
	Jobat	0	0	29	30	42	140	0	0
	Katthiwada	0	0	1	5	1	1	0	0
	Sondwa	0	0	0	0	3	23	0	0
	Udaigarh	0	0	6	11	4	20	0	0
Anuppur		0	0	141	198	264	1322	65	36
<b>Block</b>	Anuppur	0	0	61	88	167	634	65	36
	Jathari	0	0	19	15	24	114	0	0
	Katma	0	0	54	74	49	574	0	0
Pushparajgarh		0	0	8	21	24	200	0	0
Ashoknagar		0	0	202	373	387	1767	4	10
<b>Block</b>	Ashoknagar	0	0	146	292	321	1384	4	10
	Chanderi	0	0	14	22	12	55	0	0
	Isagarh	0	0	24	23	17	114	0	0
	Mungoli	0	0	18	36	37	214	0	0
Balaghat		0	0	644	807	3662	8897	35	125
<b>Block</b>	Baheer	0	0	17	58	29	163	0	0
	Balaghat	0	0	209	305	1064	4572	35	125
	Bisa	0	0	1	1	2	27	0	0
	Katangi	0	0	78	134	98	578	0	0
	Khairlanji	0	0	35	9	218	138	0	0
	Kimapur	0	0	21	28	335	251	0	0
	Laibara	0	0	31	39	339	996	0	0
	Larji	0	0	81	65	661	458	0	0
	Paraswada	0	0	6	8	22	135	0	0
	Waraseoni	0	0	163	160	896	1632	0	0
Barwani		4	62	365	770	808	5250	4	62
<b>Block</b>	Barwani	4	62	107	221	488	2857	0	0
	Niwali	0	0	12	22	7	12	0	0
	Pansamal	0	0	42	107	61	497	0	0
	Fari	0	0	12	20	6	66	0	0
	Rajpur	0	0	27	48	57	212	0	0
	Sandhya	0	0	98	254	83	945	4	62
	Thari	0	0	67	118	98	661	0	0

	Betul	78	596	953	1054	4197	3244	585	252
<b>Block</b>	Amla	0	0	86	115	171	151	161	71
	Athner	0	0	23	36	6	19	222	92
	Betul	78	596	473	572	1736	3678	65	26
	Bhainsdehi	0	0	65	52	756	57	0	0
	Bhimpur	0	0	0	0	0	0	0	0
	Chicholi	0	0	26	31	13	96	12	5
	Ghoda dangri	0	0	90	101	291	221	0	0
	Maltai	0	0	175	127	1224	671	124	64
	Prabhait pettan	0	0	0	0	0	0	0	0
Shahpur	0	0	15	20	18	189	0	0	
Bhind	0	0	293	420	385	2740	0	0	
<b>Block</b>	Atar	0	0	0	0	5	45	0	0
	Bhind	0	0	131	204	268	1578	0	0
	Guhad	0	0	82	102	83	864	0	0
	Lahar	0	0	41	49	8	22	0	0
	Mehgaon	0	0	28	45	17	157	0	0
	Ron	0	0	13	20	4	79	0	0
Bhopal	20	3018	5410	11018	21524	191092	40	5572	
<b>Block</b>	Berasia	0	0	444	945	1575	11270	11	24
	Phanda	20	3018	4956	12073	21949	179822	29	5548
Burhanpur	0	0	664	1048	547	2696	7	4	
<b>Block</b>	Burhanpur	0	0	594	954	541	2643	7	4
	Khaknar	0	0	70	54	4	53	0	0
Chhatarpur	0	0	321	566	701	5079	580	301	
<b>Block</b>	Bada-mothera	0	0	4	6	3	13	0	0
	Barigarh	0	0	3	1	1	1	0	0
	Bijawar	0	0	12	24	20	51	0	0
	Buawaha	0	0	2	1	2	6	0	0
	Chhatarpur	0	0	181	376	547	4136	580	301
	Laundi	0	0	12	16	23	212	0	0
Nowgong	0	0	51	67	67	430	0	0	
Rajnagar	0	0	46	75	38	130	0	0	
Chhindwara	46	337	413	809	2761	3200	179	81	
<b>Block</b>	Amorwara	0	0	25	56	44	483	1	1
	Bichhuo	0	0	7	12	22	148	0	0
	Chaurai	0	0	12	21	241	288	0	0
	Chhindwara	46	337	232	456	1174	1600	47	27
	Haerai	0	0	0	0	3	8	0	0
	Jamai	0	0	48	40	334	381	0	0
	Makkhed	0	0	28	39	251	479	0	0
	Parasia	0	0	57	72	649	756	136	58
Tania	0	0	6	3	243	147	0	0	

	Damoh	0	0	131	268	569	3274	3	2
<b>Block</b>	Bativagari	0	0	13	16	17	48	0	0
	Damoh	0	0	131	201	363	2432	0	0
	Holta	0	0	16	14	117	512	1	1
	Jibera	0	0	1	2	12	52	0	0
	Patera	0	0	3	7	9	13	0	0
	Pathariya	0	0	15	19	36	198	2	1
	Tendubheda	0	0	4	9	15	84	0	0
	Datta	0	0	140	248	210	1450	5	5
<b>Block</b>	Bhander	0	0	14	20	18	108	0	0
	Dalia	0	0	100	150	175	1233	5	5
	Seondha	0	0	26	38	11	109	0	0
	Dewas	1	7	1042	1545	2689	19216	4	31
<b>Block</b>	Bagh	0	0	216	304	77	902	0	0
	Dewas	1	7	598	970	2851	16732	4	31
	Kanod	0	0	81	120	44	395	0	0
	Khategao	0	0	48	57	44	486	0	0
	Sonkatch	0	0	71	76	51	536	0	0
	Toek khunt	0	0	28	28	22	285	0	0
	Dhar	0	0	1280	1687	5382	38019	0	0
<b>Block</b>	Badrinar	0	0	94	187	164	2439	0	0
	Bagh	0	0	9	12	7	135	0	0
	Dahi	0	0	16	28	467	2287	0	0
	Dhar	0	0	513	959	1866	17828	0	0
	Dharampuri	0	0	237	349	1452	7534	0	0
	Gandhwani	0	0	15	16	9	62	0	0
	Kalsi	0	0	49	88	49	930	0	0
	Manawar	0	0	128	244	150	2350	0	0
	Kalchha	0	0	25	25	58	855	0	0
	Nisarpur	0	0	8	8	13	93	0	0
	Sardarpur	0	0	180	181	1139	3519	0	0
	Tira	0	0	0	0	1	34	0	0
	Umarban	0	0	0	0	5	53	0	0
	Dindori	0	0	19	40	127	880	212	100
<b>Block</b>	Anarpur	0	0	1	1	1	15	0	0
	Rajag	0	0	1	1	10	88	0	0
	Dindori	0	0	12	24	78	456	144	63
	Karnjya	0	0	0	0	0	0	0	0
	Mehandwani	0	0	0	0	0	0	0	0
	Samnagar	0	0	0	0	0	0	0	0
	Shahpura	0	0	5	14	38	321	68	35

	East Nimar	422	2824	851	1159	2816	7913	629	468
<b>Block</b>	Baladi	0	0	51	66	18	130	0	0
	Chhaigson mukhan	0	0	58	55	4	39	0	0
	Harnad	0	0	26	46	4	83	108	46
	Khalwa	0	0	36	28	18	125	0	0
	Khandwa	422	2824	504	777	2307	6695	440	289
	Pandhara	0	0	82	89	268	335	156	76
	Punasa	0	0	94	98	197	506	125	57
Guna	0	0	486	854	843	4688	10	25	
<b>Block</b>	Aron	0	0	24	33	21	46	0	0
	Bamori	0	0	10	19	4	10	0	0
	Chachaura	0	0	26	26	22	140	0	0
	Guna	0	0	309	568	767	4321	10	25
	Raghoparh	0	0	117	208	29	173	0	0
	Gwalior	164	1529	3115	5036	4948	43659	1253	372
<b>Block</b>	Bhitarwar	0	0	188	356	114	886	0	0
	Dobra	0	0	132	230	101	1489	181	104
	Ghatigaon	164	1529	1823	2953	3153	24800	1071	654
	Merar	0	0	992	1417	1590	16484	1	14
Harsid	0	0	374	982	4461	4059	7	550	
<b>Block</b>	Harid	0	0	219	444	1366	3317	7	550
	Khinkiyi	0	0	49	74	160	175	0	0
	Timarni	0	0	106	144	935	567	0	0
Hoshangabad	149	856	887	1408	8696	25755	1200	833	
<b>Block</b>	Babal	0	0	39	72	83	602	0	0
	Bankhedl	0	0	1	0	8	62	164	89
	Hoshangabad	149	856	339	537	1421	10071	206	112
	Keda	0	0	218	350	6654	11106	95	46
	Pipariya	0	0	114	229	240	2105	367	200
	Seoni-mahwa	0	0	96	149	196	679	186	285
Sohagpur	0	0	57	71	94	840	192	101	
Indore	22	4480	7223	13551	22587	194806	25	544	
<b>Block</b>	Deopapur	11	108	540	887	890	10712	7	3
	Indore	9	4372	5873	11580	21007	178635	18	541
	Mhow	0	0	676	917	768	4146	0	0
	Sawar	0	0	134	167	152	1313	0	0
Jabalpur	7	15	1889	3626	6368	57107	40	241	
<b>Block</b>	Jabalpur	7	15	1714	3365	5349	53497	13	118
	Randem	0	0	2	2	7	23	0	0
	Majholi	0	0	7	16	12	73	0	14
	Paragar	0	0	51	125	57	1201	11	43
	Patan	0	0	19	22	633	492	0	42
	Shahpura	0	0	27	29	41	940	0	0
	Sihora	0	0	89	69	269	881	6	26

	Ihabus	38	326	148	328	624	2873	249	154
<b>Block</b>	Ihabus	38	326	67	138	375	1773	28	14
	Meghnagar	0	0	22	65	26	81	0	0
	Pottawad	0	0	30	61	58	350	163	97
	Rama	0	0	0	0	4	10	0	0
	Ranapur	0	0	7	12	11	53	6	5
	Thandla	0	0	22	54	149	608	54	58
	Kabri	7	16	303	715	855	5843	3	25
<b>Block</b>	Badwara	0	0	4	8	25	285	0	0
	Bahariband	0	0	19	14	13	85	0	0
	Dhimar kheda	0	0	6	7	6	41	0	0
	Kabri	7	16	285	539	738	4748	0	0
	Rithi	0	0	14	67	56	609	1	1
	Vijayraghavgarh	0	0	65	100	17	175	7	24
	Khargone	0	0	1042	1455	3846	19153	4	1336
<b>Block</b>	Barwah	0	0	152	236	924	3797	1	200
	Bhagwanpura	0	0	25	45	29	244	2	1000
	Bhikangan	0	0	99	148	319	482	0	0
	Gogawen	0	0	57	54	379	541	0	0
	Kasriwad	0	0	119	152	108	977	1	136
	Khargone	0	0	349	536	1883	11392	0	0
	Maheshwar	0	0	200	280	188	1521	0	0
	Segon	0	0	25	34	14	156	0	0
	Ziranyi	0	0	16	17	1	43	0	0
	Maihar	0	0	100	150	600	2600	7	20
<b>Block</b>	Amripatan	0	0	24	38	157	726	0	5
	Maihar	0	0	62	93	344	1616	2	11
	Ramnagar	0	0	15	19	89	458	0	4
	Mandla	0	0	136	172	859	3374	232	104
<b>Block</b>	Ekchhiya	0	0	13	9	131	260	0	0
	Bijodandi	0	0	0	0	1	17	0	0
	Ghughari	0	0	10	7	50	85	0	0
	Mandla	0	0	69	90	622	2352	109	48
	Mawal	0	0	1	4	1	13	0	0
	Mohgan	0	0	0	0	0	0	0	0
	Nainpur	0	0	38	56	70	404	121	56
	Narayanganj	0	0	3	2	20	201	0	0
	Niwat	0	0	4	4	4	34	0	0
	Mandsaur	52	400	562	1047	990	11181	1246	751
<b>Block</b>	Bhanpura	0	0	35	160	52	782	284	190
	Garech	0	0	28	147	97	898	74	37
	Malhanganj	0	0	55	90	69	833	126	75
	Mandsaur	52	400	300	573	669	7756	653	390
	Shamau	0	0	34	77	103	912	110	59

	Mauganj	0	0	72	56	47	346	155	68
<b>Block</b>	Hanumana	0	0	21	25	15	99	35	18
	Mauganj	0	0	41	59	27	203	95	40
	Nalgardi	0	0	10	12	5	44	25	12
	Morena	0	0	457	756	650	3242	603	313
<b>Block</b>	Ambah	0	0	37	52	41	126	0	0
	Jaura	0	0	63	82	45	250	0	0
	Kailaras	0	0	32	49	75	442	0	0
	Morena	0	0	281	485	403	2582	601	307
	Pahadgarh	0	0	0	0	2	20	0	0
	Porra	0	0	24	30	11	87	1	0
	Sebalgarh	0	0	20	38	71	230	1	8
	Narsimhapur	24	238	314	506	1871	6056	1049	560
<b>Block</b>	Babai chicholi	0	0	6	3	1	3	0	0
	Chawarpetai	0	0	26	36	29	259	0	0
	Gotevari	0	0	37	65	1099	1426	212	111
	Kareli	0	0	62	91	130	716	276	135
	Narsimhapur	24	238	125	210	478	2743	363	208
	Sainkheda	0	0	58	101	134	508	208	105
	Neemuch	0	0	379	725	677	4581	4	4
<b>Block</b>	Inwad	0	0	93	168	66	646	0	0
	Manasa	0	0	76	156	75	720	0	0
	Neemuch	0	0	210	401	536	3215	4	4
	Niwari	0	0	58	77	69	463	2	2
<b>Block</b>	Niwari	0	0	33	43	54	367	2	2
	Prithvipur	0	0	25	34	15	96	0	0
	Pandhurna	0	0	281	488	305	2285	57	72
<b>Block</b>	Pandhurna	0	0	127	211	164	1668	56	22
	Sausar	0	0	154	277	141	1217	1	50
	Panna	0	0	126	164	287	959	1	2
<b>Block</b>	Ajagarh	0	0	11	12	8	53	0	0
	Gunror	0	0	26	24	19	81	0	0
	Panna	0	0	73	88	231	723	1	2
	Pansi	0	0	10	23	24	94	0	0
	Shahnagar	0	0	6	7	5	8	0	0
	Raisen	0	0	345	510	2265	14884	379	177
<b>Block</b>	Badi	0	0	89	93	136	1194	74	41
	Begungarh	0	0	10	25	27	232	0	0
	Gairatgarh	0	0	15	18	50	340	3	1
	Obaidullaganj	0	0	155	258	1487	9580	123	60
	Sanchi	0	0	66	89	501	3013	179	75
	Silwani	0	0	14	13	44	385	0	0
	Udaipura	0	0	16	14	20	142	0	0

	Rajgarh	0	0	1055	930	1745	4704	1275	18
<b>Block</b>	Boora	0	0	175	164	300	1640	0	0
	Khikhipur	0	0	143	140	167	452	0	0
	Narsinghgarh	0	0	290	267	332	1144	0	0
	Rajgarh	0	0	122	110	295	671	0	0
	Sarangpur	0	0	298	223	355	692	1276	18
	Zirapur	0	0	37	26	36	105	0	0
	Ratlam	67	652	792	1335	2144	15239	970	622
<b>Block</b>	Alot	0	0	98	171	312	1560	204	117
	Bajna	0	0	1	1	77	1135	0	0
	Jaora	67	652	94	168	89	945	192	109
	Piploda	0	0	21	24	16	124	0	0
	Ratlam	0	0	528	889	1584	10763	519	366
	Sailana	0	0	49	82	64	714	55	30
	Rewa	0	0	556	1062	1631	13818	5	273
<b>Block</b>	Gongav	0	0	41	61	37	567	0	0
	Jawa	0	0	7	6	3	56	0	0
	Rajpur - kanchhayan	0	0	13	11	26	501	1	5
	Rewa	0	0	416	867	1538	12466	4	268
	Sirmour	0	0	23	23	22	213	0	0
	Teonthar	0	0	56	94	5	15	0	0
	Sagar	0	0	677	1188	2251	14513	1	1
<b>Block</b>	Banda	0	0	20	54	30	189	0	0
	Bina	0	0	134	229	119	1429	0	0
	Deori	0	0	24	23	27	464	0	0
	Jakhinagar	0	0	0	0	4	54	0	0
	Kodi	0	0	2	2	1	7	0	0
	Khurai	0	0	65	117	1157	2477	0	0
	Malthon	0	0	5	5	6	149	0	0
	Rahatgarh	0	0	10	12	16	191	0	0
	Rohil	0	0	26	49	30	458	0	0
	Sagar	0	0	376	577	861	9068	1	1
	Shahgarh	0	0	15	20	2	27	0	0
	Satna	0	0	600	800	1200	5500	5	20
<b>Block</b>	Majhawan	0	0	86	116	172	792	0	2
	Nagod	0	0	86	116	172	792	0	2
	Rampur-baghelan	0	0	86	116	172	792	0	2
	Sohawal	0	0	256	359	512	2332	5	12
	Unchehara	0	0	86	116	172	792	0	2
	Sehore	0	0	768	1131	3582	14456	4	20
<b>Block</b>	Ashta	0	0	228	305	1042	3050	2	10
	Budni	0	0	85	133	93	1045	0	0
	Ichhawar	0	0	86	71	1150	2039	0	0
	Noronloganj	0	0	62	123	81	782	0	0
	Sehore	0	0	307	459	1216	7540	2	10

	Seoni	0	0	260	346	1918	5157	11	17
<b>Block</b>	Barghat	0	0	32	28	261	226	0	0
	Chhapara	0	0	11	23	41	360	0	0
	Dhanora	0	0	2	2	5	86	0	0
	Ghansaur	0	0	8	6	75	237	11	17
	Koelari	0	0	18	7	194	134	0	0
	Kurai	0	0	12	2	184	109	0	0
	Lakhnadon	0	0	18	20	49	350	0	0
Seoni	0	0	159	258	1108	3649	0	0	
	Shahdol	19	0	253	800	506	7520	72	929
<b>Block</b>	Boohari	0	0	36	48	107	1326	0	0
	Burhar	0	0	18	35	42	437	0	0
	Gokpara	0	0	0	0	4	35	0	0
	Jaisinghpagar	0	0	43	58	11	210	1	0
	Sohagpur	19	0	196	459	942	5512	71	929
	Shajapur	0	0	576	828	702	4720	0	0
<b>Block</b>	Kalaspal	0	0	32	124	39	283	0	0
	Moman badodiya	0	0	44	45	6	58	0	0
	Shajapur	0	0	223	324	342	2077	0	0
	Shujalpur	0	0	217	335	316	2311	0	0
	Sheopur	0	0	72	165	152	821	1	11
<b>Block</b>	Karahal	0	0	1	8	1	6	0	0
	Sheopur	0	0	60	137	143	764	1	11
	Vijaypur	0	0	12	20	8	53	0	0
	Shivpuri	0	0	268	506	317	1569	1	101
<b>Block</b>	Badanwas	0	0	3	2	1	2	0	0
	Karna	0	0	22	24	21	82	0	0
	Khamiyadhana	0	0	2	3	1	20	0	0
	Kolaras	0	0	26	48	1	15	0	0
	Nurwar	0	0	6	4	4	12	0	0
	Pichhore	0	0	16	24	23	154	0	0
	Pohari	0	0	5	16	1	7	0	0
Shivpuri	0	0	186	385	265	1277	3	103	
	Sidhi	0	0	150	221	216	1372	46	31
<b>Block</b>	Kusmi	0	0	0	0	2	20	0	0
	Majhoi	0	0	10	12	2	26	0	0
	Rampur naikin	0	0	30	59	16	206	0	0
	Sidhi	0	0	100	166	188	980	44	29
	Sihawal	0	0	4	4	8	134	2	2
	Singrouli	0	0	602	1000	199	1695	0	0
<b>Block</b>	Baidhan	0	0	512	811	177	1451	0	0
	Chitragi	0	0	28	68	11	144	0	0
	Deosar	0	0	62	21	11	100	0	0

	Tikamgarh	0	0	124	250	269	1889	0	0
<b>Block</b>	Baldeogarh	0	0	9	14	1	4	0	0
	Jitara	0	0	10	12	2	5	0	0
	Palera	0	0	0	0	2	35	0	0
	Tikamgarh	0	0	105	224	264	1645	0	0
	Ujjain	51	396	1491	2618	5795	35785	633	3471
<b>Block</b>	Baonagar	0	0	270	425	2070	6256	80	500
	Ghatiya	0	0	25	26	35	419	80	100
	Khachherod	0	0	176	250	957	3778	80	100
	Mahidpur	0	0	58	132	232	802	100	600
	Tarana	0	0	55	74	39	447	60	400
	Ujjain	51	306	903	1721	2462	24083	283	1271
	Umariya	0	0	170	404	207	2008	14	810
<b>Block</b>	Kankail	0	0	110	260	153	1390	7	415
	Mangur	0	0	18	45	21	201	1	170
	Pali	0	0	42	99	31	415	4	125
	Vidisha	0	0	549	834	1767	7380	4	4
<b>Block</b>	Basoda	0	0	32	159	525	1817	4	4
	Gyeraspur	0	0	23	19	51	368	0	0
	Kunwai	0	0	11	19	3	28	0	0
	Lateri	0	0	7	14	15	115	0	0
	Noteran	0	0	25	30	5	2	0	0
	Sironj	0	0	26	68	37	144	0	0
	Vidisha	0	0	363	525	1131	4912	0	0
	<b>Grand Total</b>	<b>1163</b>	<b>15772</b>	<b>40590</b>	<b>70902</b>	<b>135954</b>	<b>854100</b>	<b>12130</b>	<b>20162</b>

# Block wise - Annual Credit Plan 2025-26

(Renewable, OPS, Total Priority Sector & Weaker Section)

District with Block Name		Amount in lakh							
		Renewable Energy		Others under Priority Sector		Total Priority Sector		Loan to Weaker Section	
		No. of A/c	Amt.	No. of A/c	Amt.	No. of A/c	Amt.	No. of A/c	Amt.
	Agar-maha	140	225	741	035	148253	112019	51152	70668
Block	Agar	91	144	197	308	59044	130031	20428	57852
	Barad	20	34	190	149	21785	88545	4084	9164
	Nalbhara	21	35	244	200	26099	40532	8809	9634
	Suner	8	12	150	110	39250	75791	13343	18018
	Alrajpur	1152	1057	6652	4308	52698	67142	21043	22856
Block	Alrajpur	1110	996	1298	1717	17550	31707	5995	7576
	Bhavra	0	0	940	1092	8518	5115	4857	4024
	Jobat	22	39	1438	1431	8723	10287	2411	3082
	Katbhada	0	0	1097	666	3117	2230	1007	1512
	Sonbha	0	0	1415	1012	7394	3858	3011	2579
	Udaigarh	0	0	343	430	2513	8949	4242	4081
	Anuppur	876	609	5097	3473	44790	78851	17906	31540
Block	Anuppur	864	581	2990	2361	10093	43891	5608	13178
	Jaitbari	0	0	324	205	6667	10485	1844	5378
	Kotma	13	28	1108	514	11475	15841	7792	7525
	Pudhauragarh	0	0	675	395	8517	7634	2655	5495
	Ashoknagar	466	860	5743	4002	90202	272328	55301	207256
Block	Ashoknagar	426	791	4796	3188	60763	207581	37288	81771
	Chanderi	2	4	507	309	7704	15547	4716	6134
	Isagarh	10	22	55	79	9286	22038	5677	8076
	Mungoli	38	63	585	426	12470	27122	7640	10675
	Balaghat	842	960	7630	11076	220688	160916	88207	141600
Block	Behar	0	0	894	1096	13622	12591	5823	8399
	Balaghat	726	737	1529	1834	89760	166305	9543	88108
	Bira	0	0	275	640	11717	5437	4533	2973
	Kotangl	88	93	254	512	23570	27796	9215	13107
	Khatiyari	0	0	227	490	11548	9402	5037	5852
	Kirnagar	10	20	512	882	16663	11491	9537	10779
	Lalkera	19	41	213	619	29089	26759	19476	22775
	Larji	6	11	811	1802	29082	21641	11477	12006
	Parasia Ba	7	12	142	459	1017	2488	148	1458
	Waraswasi	26	46	2704	2730	48622	77096	17086	25277
	Barwasi	30	120	6690	11870	150531	457764	46000	91620
Block	Barwasi	24	95	1191	1628	39698	172674	11820	25525
	Merali	3	4	285	752	4749	13190	1426	2610
	Poisernol	8	24	1457	2214	15746	50630	4391	10398
	Popi	0	0	349	297	9584	9625	2824	1822
	Rajgar	4	10	1365	2196	25753	30192	7722	7836
	Sonbha	6	15	1222	2720	41208	158028	12853	51427
	Thikeri	6	17	791	2098	19887	59519	9361	11899

	Betul	5063	4100	6625	5483	116017	488552	126406	106420
Block	Arda	1022	697	754	983	30719	40541	12225	20135
	Athari	1263	792	0	0	25705	27605	12798	27227
	Betul	1053	1369	2823	1790	66874	196498	17050	36637
	Bhainsodeki	29	46	115	108	41091	45242	17088	37402
	Bhimpur	0	0	0	0	4945	2228	3964	4629
	Chikholi	755	488	520	640	18243	20595	5405	8556
	Chhala dangri	4	5	338	575	34882	29242	7748	10414
	Mulali	913	775	862	639	62036	89704	25363	35077
	Prabhat pattan	0	0	0	0	15980	8674	15529	12936
Shahpur	15	28	1714	638	19547	29822	8134	12407	
Bhind	11	100	913	2017	91527	180264	36430	68401	
Block	Ner	0	0	385	286	5352	3955	2403	2018
	Bhind	4	8	176	744	21464	76023	6798	15138
	Gohali	5	16	135	437	30398	58216	11949	26972
	Lahar	1	2	118	251	12380	17779	5836	8536
	Mahagan	1	134	136	277	16413	26718	6751	18336
	Non	0	0	21	22	5528	6576	2873	3202
Bhopal	5717	12500	11922	361918	515346	5465490	142130	647554	
Block	Nerava	27	62	4856	3704	117016	598628	51348	112354
	Phanda	5690	12448	7095	358214	202930	2868862	90762	535200
	Burhanpur	168	277	6198	2814	86366	185425	45224	162584
Block	Burhanpur	161	266	4852	1813	58207	157137	80511	136044
	Khakhar	7	11	1348	1001	27958	48288	14889	27490
	Chhatrapur	2238	1601	8891	5722	152845	138513	59621	128634
Block	Beda-mahera	10	8	384	450	21902	26450	8138	10944
	Itaripet	0	0	202	125	8249	8544	2215	3285
	Bijawar	41	29	690	425	13695	19691	5336	5567
	Buxwaha	0	0	132	213	4762	5664	1898	2150
	Chhatrapur	1627	1237	6750	3971	51102	192908	19952	75344
	Laundi	10	2	78	126	11624	17237	4530	6548
	Nowgong	280	212	213	137	21485	89433	8368	14974
	Rajnagar	260	202	42	75	20002	33612	7796	12764
Chhindwara	2500	2500	6838	8565	182583	830640	129125	174727	
Block	Amanwara	5	11	844	963	83155	88994	23462	36465
	Bichhuas	86	120	261	608	14887	19441	12364	9940
	Chaurai	48	26	455	794	51577	73895	26428	38204
	Chhindwara	4525	5590	2262	1763	91434	182603	33363	61266
	Harnal	0	0	784	802	8862	8559	1888	2983
	Jamal	19	29	495	810	24585	21248	11795	10559
	Mukhtad	81	107	767	1314	20399	25369	7676	9273
	Parasia	2736	1567	473	770	34271	42056	21533	34625
	Tania	0	0	547	724	3385	3666	888	1312

	Damoh	908	1760	5238	3331	137864	348529	60817	78952
Block	Baliygarh	1	4	28	40	12153	17162	5798	5396
	Damoh	660	1249	3538	2109	40581	114642	19299	56059
	Hatta	25	64	922	494	29680	8764	11737	12503
	Jabera	0	0	125	182	11988	16308	5701	5125
	Patera	0	0	83	104	9482	13471	4900	4135
	Pothariya	104	412	367	121	10954	31657	9529	9962
	Tendulkheda	25	52	299	281	9040	11723	4301	3695
	Datta	71	128	1210	1968	72699	167180	40711	95037
Block	Bhandar	21	39	242	298	17247	25648	9644	14577
	Datta	43	73	943	1696	38718	104820	21664	58579
	Seesaha	8	16	35	44	16744	36693	9303	10681
	Dewas	1208	2131	5495	4923	399534	896577	218341	258113
Block	Bagl	170	279	241	394	60738	112780	38964	32700
	Dewas	1011	1720	4080	3082	125590	440277	68887	126390
	Kannod	82	52	282	232	65337	97922	35279	38190
	Khatgep	13	19	230	317	57309	131367	31158	38096
	Sankatch	24	37	357	207	41243	64413	22267	18674
	Tonk khurd	14	24	312	691	40347	47812	21784	13863
	Dhar	787	2206	9091	8823	294255	1044876	192904	258440
Block	Badnwar	131	244	535	564	59913	151668	29313	89425
	Bagh	0	0	227	201	7919	11055	3828	2874
	Dahi	0	0	630	890	9296	16542	4311	4302
	Dhar	169	1481	1878	1981	120409	433403	58988	130512
	Dharangun	79	131	1024	621	40422	102120	19579	28546
	Gandhwani	30	52	307	346	12672	21549	6207	5599
	Kukshi	48	80	772	736	18895	70129	9745	18128
	Manawar	122	104	673	659	32358	88620	15349	23036
	Nalicha	1	2	458	584	20865	35852	10219	9318
	Nisargar	0	0	530	585	9707	18844	4754	4897
	Sardarpur	7	14	1375	856	40802	78798	24237	20482
	Tirka	0	0	97	112	6660	11123	5262	2891
	Umarban	0	0	579	648	4313	5154	2122	1339
		Dindori	1116	878	2423	2021	49133	55879	24078
Block	Amargpur	0	0	175	237	1575	3143	801	1848
	Bojag	1	3	505	195	7270	7131	3901	3371
	Dindori	733	521	1243	1149	24765	31279	11495	14283
	Koranjya	0	0	344	241	4888	2910	2848	1675
	Mohardwari	0	0	0	0	0	0	0	0
	Sammagar	0	0	345	381	518	681	161	335
	Shukpura	582	354	212	400	10118	10713	5209	5770
	East Nimar	3362	3120	4650	5353	212910	571162	61744	165636
Block	Balodi	7	10	389	170	6340	14108	1790	4090
	Chhaispoo malhan	0	0	210	414	25401	30284	6206	8781
	Harsid	496	364	393	209	14489	60591	4198	13003
	Khanwa	7	11	614	809	80066	48917	8735	12783
	Khanwa	1741	1920	2396	2090	78317	122014	22733	99406
	Patthana	576	387	544	1264	32694	49533	9426	14309
	Punaco	535	428	294	432	29821	45745	8636	13258

	Guna	541	1227	6859	6676	121076	477698	57528	126401
Block	Aron	3	5	375	235	14319	36469	6803	5684
	Baneri	1	3	380	1299	9772	27121	4448	5568
	Chachara	6	7	622	881	15014	38286	7203	9639
	Guna	474	1007	4818	3514	61892	332220	29050	83730
	Ragholgarh	57	115	692	695	20669	46802	9917	11780
	Gwalior	1843	6179	10640	11052	153441	1410945	76048	145845
Block	Bhitarwar	1	2	704	747	31151	115129	18846	51089
	Debra	1185	1275	601	825	31445	130205	16549	30029
	Chhatgaon	4160	4530	6629	5568	38457	631635	22599	44577
	Morar	187	372	2704	3912	32388	159576	18300	51371
	Handa	427	738	2542	3222	140744	388936	75327	142192
Block	Handa	260	419	1913	1981	88428	244480	41448	87184
	Khirkhya	100	209	228	194	29046	62363	13604	32223
	Timarni	58	110	423	1047	43291	90993	20275	58285
		Hoshangabad	6095	6274	5351	5510	235700	844641	169800
Block	Babal	24	44	423	335	34657	69731	18333	31089
	Barkhed	1017	826	120	89	19029	40074	17645	13675
	Hoshangabad	1289	1734	1228	1457	80183	107914	36128	58793
	Kenda	785	1107	304	557	32130	113108	19094	30452
	Pipariya	1015	870	1061	1135	88095	138034	20551	42050
	Sooni mahua	956	954	972	958	38094	126080	49480	56237
	Schagpur	905	795	1243	979	23691	59001	12099	21386
Block	Indore	6325	12264	22274	48811	425395	6768165	247801	458141
	Degolpur	503	1040	1683	4540	25597	736973	55439	51381
	Indore	1400	30834	16205	28829	250142	5770388	146294	388594
	Mhow	153	252	3570	3035	34877	123209	20228	8555
	Sower	79	138	810	3913	44734	137647	25338	9611
	Jabalpur	170	5312	29862	9394	367401	1456286	111392	243009
Block	Jabalpur	89	3701	18948	6607	159942	1161890	34088	120545
	Kundam	0	6	0	0	9081	7936	3360	4070
	Majhak	0	0	1030	674	20251	18969	4867	9275
	Paonagar	23	417	2182	448	67023	56194	28221	38694
	Patan	83	599	2096	659	38866	77568	13096	27964
	Sholapur	0	15	458	220	30263	33773	8383	19073
	Sikora	25	574	5110	986	42975	80008	19574	25398
	Itanagar	5261	4996	5998	4683	110935	163902	39524	68160
Block	Itanagar	1027	1145	1164	1395	22482	58624	4908	15633
	Moghraogar	945	870	846	802	14576	17058	3887	8257
	Pattawadi	1002	847	1855	1424	48285	58633	12508	26668
	Nana	0	0	780	904	6967	4266	3550	5357
	Ranapur	1048	945	412	951	8529	8889	2138	4449
	Thunda	1241	1189	931	1226	14303	16634	2443	5226
	Katni	186	636	5595	4809	91649	470504	52303	56449
Block	Badwara	0	0	457	694	11783	12028	6727	1419
	Bahoribond	12	19	357	247	15140	19128	8946	2262
	Dhima r kheda	0	0	19	30	10012	8429	5718	995
	Katni	355	577	3746	2928	33433	180464	19123	45098
	Ritvi	5	6	407	221	7653	34632	4374	4097
	Vijayraghvargh	16	34	610	789	13620	21823	7725	2578

	Khargone	1040	2061	8798	10041	400932	948920	143277	206789
Block	Ranach	77	137	1745	1857	71838	186621	29635	40181
	Bhaganpura	40	83	503	920	21832	38038	7727	8255
	Bhanganon	26	42	815	1507	51451	111408	18281	24285
	Gogawan	108	102	115	298	27497	42742	9822	9400
	Katrawad	46	94	612	862	53175	120595	18989	26363
	Khargone	645	1099	3747	2896	97315	512051	34960	69588
	Matheshwar	72	455	263	307	43477	87909	15594	21645
	Segan	21	36	240	553	11557	14184	4129	3120
	Ziranya	1	3	655	948	27782	29613	8138	5852
Malhar	20	100	4000	3000	58127	149290	4500	45000	
Block	Amarpatan	5	24	1193	777	14878	37141	1165	11640
	Malhar	11	61	2578	1750	39884	89188	2595	35996
	Ramnagar	4	15	730	491	9387	22921	738	7359
Mandla	1554	1193	5203	4441	94212	149871	87884	69848	
Block	Bichhiya	12	22	697	451	12999	13538	4621	5827
	Bijandri	0	0	235	329	551	1078	132	744
	Chaghari	4	6	88	196	4220	4617	1301	2660
	Mandla	787	594	2280	2207	37255	88361	13626	25869
	Miwai	0	0	308	490	4817	3674	2903	2784
	Mohagan	0	0	133	119	2694	4665	6037	6524
	Nainpur	743	505	971	788	18693	23504	6494	10700
	Narayanpur	1	3	232	331	6106	5895	2585	3523
	Nwas	7	13	249	438	2344	4930	303	1202
Mordaur	30721	30056	2561	3802	369432	730183	145852	290473	
Block	Bhanpura	2311	2072	294	420	37478	67209	15622	30453
	Geroh	1749	1610	112	396	50112	96007	22288	45740
	Mahaganarh	841	961	748	496	61725	102104	19880	42862
	Mordaur	3716	3866	1353	1392	121835	164980	45142	109503
	Shamau	1704	1539	54	99	87482	103278	42908	79519
Muggery	1171	808	540	450	29658	38933	15325	10014	
Block	Hanumana	137	232	148	126	8086	3179	4864	3240
	Muggerj	692	481	819	261	17987	23267	7459	4884
	Naigarh	152	95	73	61	3573	4027	2488	1890
Morena	2885	2311	1412	2013	82944	160071	22175	76780	
Block	Amkha	0	0	49	107	12542	40927	4569	10273
	Jaura	0	0	0	0	8994	22401	4584	8602
	Koilara	0	0	148	250	9253	22454	3867	8000
	Morena	2877	2203	484	564	29260	241668	10388	31191
	Pohalgah	0	0	430	619	3812	3988	2234	3940
	Porsa	1	1	84	153	8880	18163	9038	7532
Subagarh	7	7	217	520	10797	30372	3888	6793	
Narsinhapur	4034	4520	6180	6172	238224	583790	95311	235154	
Block	Bikai chichali	3	5	1090	1093	24130	31907	26245	41683
	Chawarpatha	1	3	384	669	22609	40555	14127	27311
	Genagan	1479	1032	1319	1647	41204	86149	14785	39690
	Koreli	1336	956	677	679	37626	137752	14532	44253
	Narsinhapur	1412	1100	2495	1671	78575	154802	18517	44847
Sainkheda	1603	1232	495	619	34661	132625	5325	29524	

Block	Neemuch	1887	2825	2551	2782	16521	430086	62993	103408
	Jawad	454	845	572	1252	42546	59952	15744	13783
	Marasa	231	386	436	386	51059	102608	18885	23595
	Neemuch	902	1598	1543	1092	71726	178528	27864	84120
Block	Niwari	153	282	191	268	19560	31459	17138	12635
	Niwari	85	181	51	82	10152	16886	8929	7296
Block	Prithvipur	58	101	138	180	9438	14673	8189	6279
	Pandhurna	674	643	2833	2483	70778	138038	17028	25657
Block	Pandhurna	652	583	1026	1062	38948	77247	11352	15888
	Senar	22	60	1807	1421	31025	60751	5666	8769
Block	Panna	256	482	2920	2228	73278	93061	30571	31350
	Ajigarh	15	31	33	115	5956	7326	2107	2463
	Gunnor	32	41	81	186	20046	23896	8355	8072
	Panna	62	95	2018	1263	30493	35979	8538	12109
	Kawai	145	286	625	455	15215	18058	6128	9406
	Shahnagar	16	29	145	221	12576	9802	5245	3300
Block	Rahat	2711	2770	8042	5557	150458	448242	140184	258057
	Bedi	808	646	257	336	53622	163650	16245	48353
	Begamganj	13	23	804	670	28042	38200	10413	14418
	Gairatgarh	26	43	1588	779	74173	83444	29946	48285
	Chandolaganj	1087	1159	2147	1851	57913	151280	22555	46920
	Sarshi	670	792	2535	1832	73613	111295	53839	58978
	Sihani	13	24	588	528	36959	42629	16453	23400
	Udaipura	44	83	111	152	26749	69640	12662	17605
Block	Raigarh	118	28	5572	12310	357811	632721	163350	225664
	Bacona	44	9	1718	2804	88683	151922	31345	53163
	Khilchipur	10	3	539	1486	38395	68874	17525	26102
	Narsinghgarh	21	8	847	2223	86747	131788	39613	50369
	Raigarh	2	2	878	2289	54028	88547	24899	36969
	Sorsapur	41	6	984	2174	72175	136786	32942	47860
Zirapur	0	0	468	1374	37743	54895	17226	19211	
Block	Rattam	8476	11085	7825	6100	318485	1042972	109492	861255
	Alot	1613	1267	1385	804	62992	130317	29453	68870
	Bajna	1	2	113	141	22782	127797	8343	35775
	Jaina	1810	2268	827	887	77587	194625	24021	35671
	Piploda	41	72	244	303	11638	20810	898	5697
	Rattam	5347	8955	6804	5280	111268	525529	57785	152446
Block	Sakans	564	443	827	660	26643	30093	6175	18586
	Bewa	348	662	3075	2218	129685	448854	60122	88920
	Gangav	3	2	692	332	20421	26248	9788	5244
	Jawa	3	8	23	25	2415	6090	3482	1215
	Rajpur - Kanchhliyan	0	0	48	28	11788	16616	5542	3519
	Bewa	318	614	2974	1784	52865	152739	25817	68517
Block	Simsar	20	36	40	37	17942	23915	8432	4779
	Toothar	2	4	10	12	14834	20248	6969	4846

	Sagar	745	1333	12595	8368	520687	682631	199680	254930
Block	Bardi	10	16	824	616	18918	26326	11315	8978
	Bira	50	101	2643	2300	40528	01080	25321	33875
	Deori	18	30	614	333	28762	40081	18128	16999
	Janmagar	0	0	13	14	4010	3960	2535	1089
	Kesi	0	0	174	440	9535	13447	6005	4972
	Khural	25	46	840	832	82288	66348	20301	34278
	Malthoe	0	0	56	135	11827	10880	7447	4608
	Rohatgarh	1	2	53	49	24296	40441	15302	14939
	Nehli	46	80	1653	906	41814	45874	20037	19747
	Sagar	506	1060	5206	3222	97990	131717	59447	121720
	Shulgarkh	0	0	12	16	20745	10991	13064	6282
Sarna	100	600	8090	4200	131845	453020	70000	135600	
Block	Malgawan	14	86	1154	606	18879	62637	10292	19463
	Nagod	16	86	1153	606	18878	63091	10392	19463
	Rampur-baghelan	14	86	1154	606	18879	63691	10392	19464
	Sohawal	44	256	3385	1776	56333	198249	29532	57148
	Unchihara	14	86	1154	606	18879	63692	10392	19464
Sehara	450	817	3944	5255	367758	750294	126956	261183	
Block	Ashra	65	112	718	570	96334	171238	33163	58612
	Budhi	70	125	282	473	48076	90117	14829	31497
	Ichhwar	63	76	257	410	32743	48846	11634	16888
	Naurulagars	43	74	893	881	64626	169504	21173	57377
	Sehara	229	428	1857	2562	130202	175668	64877	95869
Seoni	181	355	8879	12923	229882	390981	166854	291830	
Block	Barghat	9	17	644	1622	27043	27933	19881	38845
	Chhapara	2	6	898	1301	16098	25417	11712	18967
	Dhanora	0	0	892	939	6451	6586	4897	4914
	Ghanisar	4	7	841	772	16348	16992	12074	12676
	Keslari	9	19	645	1302	26054	32858	18372	24522
	Kural	5	9	757	1580	9996	10699	7129	3953
	Lakhaman	16	32	627	631	30524	48010	22224	47286
	Seoni	138	285	3645	4668	96346	220628	70205	164707
Shahdol	1005	888	9331	4867	86518	191591	99850	57720	
Block	Beohari	29	57	1413	770	19076	36286	13864	14633
	Burhar	1	3	2443	1105	13627	20935	9805	11830
	Gehpara	0	0	934	285	4369	2449	3889	1826
	Jaisinghpur	9	13	638	393	9392	12854	3335	5045
	Sahapur	866	815	4217	2294	40326	122169	9987	24495
Shajapur	430	750	2786	3267	291572	670145	124162	196798	
Block	Kalaspipal	29	38	582	787	69902	112618	30250	38482
	Mirana-badodhya	5	9	829	476	30017	42131	18394	16748
	Shajapur	222	376	824	1097	81255	276882	23744	61824
	Shajapur	174	327	1051	898	109398	239514	47034	60749
	Sheopur	54	108	6431	3813	57303	142705	22517	43764
Block	Karahal	0	0	300	477	1515	3568	602	1095
	Sheopur	14	108	1834	2762	46466	129839	17939	88813
	Vijapur	0	0	2277	574	10388	8202	3936	2836

	Shivpuri	227	303	8095	10344	108274	321016	55348	82671
<b>Block</b>	Badarwas	0	0	391	953	6880	30035	3302	7827
	Kanra	17	28	1035	1507	8368	23153	4372	6031
	Khanipadhana	3	5	475	950	3570	7823	1823	2008
	Kobara	14	21	890	1081	20582	41911	10530	10920
	Narwar	1	1	610	900	4273	10490	2380	2713
	Pichhore	3	5	818	1212	17903	18048	9140	4701
	Pohari	3	4	567	1068	5900	13807	3015	3597
	Shivpuri	186	299	3428	2679	40813	175635	21500	45846
Sahi	1266	839	2010	1980	47480	110888	16980	38895	
<b>Block</b>	Kuoni	0	0	29	35	2864	7481	1029	2619
	Majholi	0	0	453	847	5763	8186	2072	2854
	Rampur rukin	1	2	817	510	14529	18541	5080	6492
	Sidhi	1265	837	384	130	18220	65183	6448	12820
	Sikawal	0	0	327	458	6507	11480	2350	4100
	Singraul	96	200	600	1000	39852	156949	12228	31231
<b>Block</b>	Baichan	01	103	340	551	15990	110735	4225	18164
	Chitrangi	0	0	84	126	5896	25238	1288	7490
	Densar	4	7	174	323	13056	22956	5724	8559
	Tikamgarh	1336	690	2944	2147	89498	130281	24464	46552
<b>Block</b>	Baklogarh	10	13	127	194	10628	11364	3713	3976
	Jatara	0	0	457	412	14817	11859	5105	4148
	Palera	14	15	131	296	8992	7491	3145	2610
	Tikamgarh	1302	602	2214	1215	89951	101678	12433	38818
Ujjain	7070	7750	8334	14067	472536	2434003	165358	407354	
<b>Block</b>	Badrigar	1398	1546	2274	2472	98074	187008	34336	39634
	Ghatya	6	7	728	795	60035	77629	21008	27108
	Khachared	1046	1133	2153	2527	80940	171845	28321	59792
	Mahidpur	75	87	221	184	58817	134357	20579	46954
	Tarona	6	5	477	1028	50064	114028	17517	30682
	Ujjain	4544	4981	2481	7091	124597	640142	43647	224184
<b>Block</b>	Umaria	80	105	7885	4668	85385	58127	27064	81111
	Karbeli	48	67	5474	3313	40074	17273	17812	30426
	Manpur	14	15	813	532	9830	4042	4913	4518
Pali	18	29	1198	823	15481	12812	4321	6159	
Vidisha	2014	3578	8015	5435	301333	720361	210933	506108	
<b>Block</b>	Raxoda	357	609	1451	1872	71840	186238	50344	139919
	Gyanapur	59	105	152	436	30027	50197	21030	35258
	Kurwai	22	40	2091	309	30297	48647	21305	54170
	Lateri	4	6	237	386	18532	28780	12964	20215
	Neeran	3	5	83	102	21020	35947	14713	23991
	Sironj	115	183	689	408	35403	87217	25123	61264
	Vidisha	1454	2630	3512	2430	87112	179435	65573	186293
<b>Grand Total</b>	<b>130532</b>	<b>135967</b>	<b>340748</b>	<b>686132</b>	<b>30202693</b>	<b>34591477</b>	<b>4586522</b>	<b>8729726</b>	

# Block wise - Annual Credit Plan 2025-26

(Non-Priority Sector)

District with Block Name		Amount in Lakhs												
		Agriculture (NPS)		Education (NPS)		Housing (NPS)		Personal Loans (NPS)		Others (NPS)		Total Non-Priority Sector		
		No. of A/c	Am.	No. of A/c	Am.	No. of A/c	Am.	No. of A/c	Am.	No. of A/c	Am.	No. of A/c	Am.	
23Block	Agarwal	161	2336	4	65	134	2648	1380	1344	11980	28982	13963	41073	
	Agri	304	750	0	0	186	1390	1562	1818	7638	18143	8805	27023	
	Bansal	0	0	0	0	4	24	34	188	779	2138	773	2323	
	Bhatnagar	55	354	1	18	2	57	120	348	1822	5804	3011	9305	
	Sooner	0	0	2	41	24	164	163	380	1621	4611	1761	5816	
23Block	Amrapur	21	937	3	148	173	1562	1290	7494	6395	22484	5038	33868	
	Aligarh	2	49	7	108	147	1777	597	4143	3046	18679	930	22241	
	Bhairs	0	0	0	0	4	17	214	3378	120	638	886	1728	
	Johar	0	74	0	0	5	25	108	412	927	4639	1219	5254	
	Earthwala	0	0	1	18	1	34	75	347	89	484	184	803	
23Block	Govind	0	0	0	0	0	0	98	113	55	122	585	851	
	Udaipur	0	0	1	10	32	111	184	808	70	489	273	1178	
	Amrapur	26	892	4	147	138	1178	1572	18362	12380	49171	13264	68438	
	Anuppur	20	165	2	94	188	1641	1414	9738	7918	25040	8937	36338	
	Jadhav	0	0	1	0	13	332	227	1160	862	3641	1113	4963	
23Block	Farma	0	281	1	58	11	205	412	2348	3726	17189	4223	20288	
	Pachangra	0	0	0	0	3	40	419	1618	588	3382	2323	6918	
	Arakhapur	236	2822	68	481	171	2168	1543	12418	33270	36127	14564	53007	
	Ashwarao	224	1481	67	474	134	1823	1247	8118	3520	26622	10241	38886	
	Chanderi	4	231	1	3	6	126	434	893	672	2744	3257	4078	
23Block	Jangal	0	0	0	0	7	70	43	148	785	2481	834	3478	
	Mungool	10	187	1	4	24	312	723	2743	1322	4218	180	5563	
	Balrath	201	2320	32	481	2677	12032	4613	24206	24138	112288	24427	120418	
	Bahar	3	53	3	7	7	38	198	1596	1821	7311	839	9081	
	Balrath	77	3214	34	277	1182	4522	2346	14575	14858	62618	17262	80438	
23Block	Bira	0	0	0	0	1	16	40	252	182	270	228	628	
	Estarg	18	2	1	71	38	563	363	2885	1770	3678	1273	10271	
	Bhalraj	0	0	0	3	17	10	40	107	500	786	2044	321	3432
	Elrapar	0	0	0	0	30	242	118	580	1620	7067	1780	1823	
	Lahara	0	0	0	0	35	227	249	1194	1321	3175	1268	4694	
23Block	Lanj	0	0	1	11	81	196	209	1814	3450	6712	1711	7946	
	Paraswada	0	0	0	0	0	0	141	1870	322	3431	861	2566	
	Wazwani	6	71	7	64	284	2922	478	1707	3533	13825	8386	18276	
	Bawan	80	1320	82	288	453	6710	2160	13804	23020	67140	21264	83414	
	Bawan	22	302	3	53	174	458	1468	760	13600	37228	13478	46021	
23Block	Mawal	0	0	0	0	0	0	12	41	620	2784	620	3227	
	Parsonal	7	80	11	70	69	815	124	593	1050	6767	1268	8244	
	Pali	0	0	0	0	0	0	37	223	80	124	124	709	
	Rajpur	0	0	0	0	25	240	54	380	1388	6489	1876	7264	
	Sandhya	27	407	3	99	65	936	480	2475	3421	13859	4211	23838	
23Block	Talari	14	126	2	34	112	1528	322	1434	1893	6713	2627	11426	
	Batal	138	2136	81	883	2423	11494	8913	26437	47267	142177	57862	281218	
	Amli	4	42	0	12	488	1122	877	2442	3040	13488	9327	16328	
	Alkhar	1	204	3	0	111	817	90	412	867	3213	1809	4578	
	Batal	88	3236	75	802	1482	7367	1242	12378	23021	32422	24888	70114	
23Block	Bhatnagar	27	13	1	0	82	348	280	1200	3721	8342	4211	1882	
	Bhingar	0	0	0	0	0	0	0	0	0	0	0	0	
	Chakhal	0	0	0	0	84	270	100	490	2523	7848	3511	8882	
	Ghoda dangal	3	1	1	13	68	132	1348	1309	4000	6180	3714	11228	
	Mulvi	12	147	8	18	711	1576	300	1890	7438	31212	9511	10871	
23Block	Pachhal jattan	0	0	0	0	0	0	4	18	79	128	184	238	
	Shekhar	0	0	0	0	10	402	210	1476	3857	30441	4110	32277	

		101	2707	7	124	169	580	1794	14316	26094	138688	31538	103204	
<b>3</b>	Atar	0	0	0	0	6	58	47	333	425	574	476	886	
	Bahad	40	1132	8	503	117	178	1312	9596	14858	62769	17652	75328	
	Gahad	40	503	1	13	134	180	664	3433	5721	42888	1561	40784	
	Lakar	18	438	0	0	42	36	204	740	2670	32753	1777	14538	
	Mehgan	28	589	0	0	12	112	108	830	2887	32138	1038	11278	
Par	0	0	0	0	0	0	137	414	542	3650	861	3895		
		1556	33000	1180	12506	17712	33080	11316	118000	134680	1277060	37468	130000	
<b>3</b>	Karala	527	11711	181	2384	1428	5881	8779	18138	18947	113841	119284	19838	
	Phanda	881	21828	978	18117	12181	29418	29757	109842	111811	1188458	25042	1088918	
		133	2520	14	200	426	4716	7589	8494	10526	45117	13888	9185	
<b>3</b>	Verhansur	121	2540	14	206	430	4671	7480	9108	10608	42630	18942	6788	
	Khobur	0	0	0	0	6	48	112	393	1000	2887	1138	3448	
		294	8508	12	244	2484	8228	9336	11899	21040	93118	28478	117211	
<b>3</b>	Bada-maFasa	4	82	0	0	5	53	64	313	3038	3718	3002	6118	
	Berjath	0	0	0	0	2	2	3	20	357	1518	300	1408	
	Fjener	0	0	0	41	49	531	34	79	1225	4938	1331	4964	
	Bassaha	0	0	0	0	2	61	8	30	404	2571	302	1018	
	Chalagar	118	2322	18	201	1138	8224	3338	8813	14048	58258	17378	74288	
	Leveth	21	58	0	0	32	105	38	209	1478	5788	1504	6228	
Margang	21	58	0	0	149	309	877	1614	2449	10625	838	13008		
Banjar	26	100	0	0	19	750	308	1113	1070	7188	1321	9078		
		238	2544	35	721	1787	1812	7432	18588	49342	128011	30088	108021	
<b>3</b>	Amurhas	40	341	0	0	83	88	800	1660	1005	4948	2317	7721	
	Bafha	1	12	0	0	8	18	80	373	740	2844	808	2387	
	Chalir	21	228	0	0	11	274	188	1244	2472	4437	2705	6381	
	Chadwan	206	838	34	678	1188	1188	4518	18810	28317	85118	34308	128911	
	Hanal	0	0	0	0	1	52	34	188	534	1281	348	1441	
	Jamal	26	468	3	21	72	448	478	1452	4757	7000	1387	10308	
	Mokhal	0	0	0	1	6	48	117	197	330	1388	1118	1487	4381
	Parala	42	201	1	18	154	778	1288	1454	3628	15871	7311	20618	
	Tanda	0	0	0	0	78	21	180	271	657	2711	811	8005	
		772	3104	5	111	478	8237	1872	8800	14042	51388	11072	95211	
<b>3</b>	Bakaggar	8	21	0	0	18	101	18	64	1138	1798	178	488	
	Damak	128	3211	5	111	488	3881	1113	1718	8818	13813	10384	4828	
	Halla	37	127	0	0	34	417	190	1130	1808	2347	1808	894	
	Jahar	0	0	0	0	8	108	218	335	417	2388	704	538	
	Palar	6	0	0	0	88	138	13	54	728	2468	754	2508	
	Palkarya	1	1	0	0	12	174	152	360	948	3628	1113	478	
	Trokhahya	0	0	0	0	8	81	18	88	648	2812	488	888	
		117	1318	81	847	181	4481	8818	13218	13717	58848	1788	8887	
<b>3</b>	Kharer	26	321	8	0	6	37	218	500	1157	4133	1818	2048	
	Dara	10	882	8	81	181	1298	1188	11908	11938	38674	1498	3488	
	Shakha	41	805	3	80	4	11	48	218	1864	9148	1884	9758	
		561	8528	12	515	1713	3682	8465	21788	44888	132888	9388	38817	
<b>3</b>	Bajl	80	448	5	61	87	2108	410	1404	3888	14083	8178	1828	
	Dawal	288	2897	48	413	2318	18118	9338	18988	28498	88181	5882	10821	
	Karad	77	352	0	0	18	407	178	356	1000	4477	1871	884	
	Khatagan	88	178	1	12	44	884	1018	1888	3874	8898	817	12778	
	Sonakik	121	248	2	5	81	1348	1197	2152	4442	8892	8811	11341	
Tok-Mand	80	34	2	18	2	18	38	901	911	2461	1211	388		



	Wadep	521	472	517	2548	5257	12080	17419	34714	144320	932880	138219	129921
<b>3 Blok</b>	Jababur	531	420	515	2819	4075	11424	14509	33599	139725	892417	136803	112018
	Kandem	0	0	0	0	4	10	113	90	468	2942	309	578
	Muput	0	0	0	0	5	171	60	410	896	2113	319	394
	Panaga	23	48	0	0	137	2204	808	1717	4799	3617	5697	13488
	Polan	240	18	0	0	139	89	603	2119	3070	7120	4751	11214
	Shabara	31	13	1	18	10	895	79	496	1579	3819	1443	594
	Sipra	89	46	1	7	254	2112	774	1877	4070	13148	5171	10724
	Bukas	181	1724	13	819	1746	7888	2493	11555	9944	18319	14429	104488
<b>3 Blok</b>	Bukas	78	1227	38	587	175	4391	1947	18134	3039	93938	7528	88388
	Meghagar	0	0	0	0	197	710	210	1130	1090	5448	1889	3521
	Pelawad	84	1091	2	27	111	881	597	1752	1779	9639	3967	11384
	Rana	0	0	0	0	0	0	12	91	70	219	107	248
	Kandur	0	0	0	18	186	40	118	198	570	4188	247	6761
	Thanda	27	308	2	16	484	1718	80	286	1822	9121	3271	10964
	Kari	71	1813	25	592	1174	17099	4079	18810	25120	90810	57988	128295
<b>3 Blok</b>	Kabeco	0	0	0	0	38	382	115	409	664	3789	521	4471
	Kabekand	0	0	0	0	17	171	79	1248	1493	5179	1697	6894
	Dinar Mendu	0	0	0	0	4	48	78	418	448	2698	528	2405
	Kari	60	1793	29	597	1097	14610	3669	17779	23492	68111	38904	91074
	Kiri	0	0	0	0	36	373	476	1307	1100	3620	1695	6303
	Vijaykumar	11	52	0	0	16	295	279	804	2085	32183	2411	11343
	Khargone	419	1727	46	780	1449	15715	8846	27794	48426	118014	56878	398763
<b>3 Blok</b>	Kanath	189	1689	8	174	142	1617	2194	5867	9197	23843	17874	21888
	Khargopara	1	1	0	0	88	261	78	519	585	2149	625	1121
	Khargopara	11	48	5	108	47	90	1418	8846	9672	4813	838	13645
	Koppara	0	0	0	0	31	29	73	104	1794	5157	1889	6498
	Korwad	16	138	9	144	107	1808	279	3323	6336	14971	666	18188
	Khargone	141	1136	22	314	889	6762	15719	15119	15798	47157	22943	74908
	Mukharwar	40	716	6	71	149	1428	1184	1958	4677	12778	4094	17108
	Sagan	0	0	0	0	2	7	14	48	449	1674	60	1401
	Daman	0	0	0	0	5	67	48	196	689	2340	477	1405
	Mahur	20	101	69	509	100	1903	3000	9800	17000	88600	14676	40703
<b>3 Blok</b>	Abatastan	5	39	10	116	192	907	519	1479	8889	9119	3088	17706
	Mahur	11	63	27	248	188	3021	1134	1200	6022	26796	11300	20367
	Bannagar	4	15	6	81	81	573	317	1471	2780	9888	1801	8021
	Mandi	41	367	6	87	3087	1714	1347	12860	17766	89100	16168	76943
<b>3 Blok</b>	Kadiga	1	10	1	7	10	78	818	1543	1127	4578	1475	7918
	Kandari	0	0	0	0	0	0	24	179	58	124	78	301
	Shughan	0	0	0	0	0	12	179	896	272	693	894	1898
	Mandi	38	393	4	71	484	1714	1642	4712	8617	38949	1076	36881
	Mawa	0	0	0	0	0	0	18	10	20	45	10	67
	Mohagan	0	0	0	0	0	0	74	109	48	186	71	219
	Mahaur	1	0	1	8	274	415	261	1498	1846	7054	3376	6875
	Maryangar	1	2	0	0	4	90	108	505	526	3164	619	3021
	Mawa	0	0	0	0	5	31	112	432	421	2623	538	2289
	Mandiwar	518	11916	81	1140	6993	17403	9170	32474	41621	117174	43866	367315
<b>3 Blok</b>	Khargone	27	101	3	0	946	1417	219	1142	1807	7619	4071	11687
	Ganah	78	511	4	114	683	1595	271	1918	4674	13827	4519	17578
	Mahagan	0	0	0	0	174	1048	262	2418	4853	13892	4698	14778
	Mandiwar	699	9798	77	1096	2189	12579	4944	16840	14708	34745	26858	115585
	Sitama	24	867	0	0	510	880	276	1294	2540	7442	1487	10362
	Magan	13	34	1	7	192	762	852	4148	3890	13683	4563	16687
<b>3 Blok</b>	Manurara	1	9	1	7	74	184	211	1480	877	2859	1152	4088
	Magan	16	54	0	0	178	432	502	1467	3006	9916	1711	8908
	Magan	1	8	0	0	44	126	144	601	576	2987	740	2207

	Merasa	341	4431	24	248	747	4852	18489	18467	42842	147148	44771	298284
JStock	Amah	7	273	2	18	31	483	413	2443	7989	22148	8812	26341
	Jans	26	957	2	35	38	935	592	1409	2965	13848	4118	14348
	Kalana	74	411	0	0	47	432	567	1438	2462	12481	3894	15012
	Morasa	39	3413	21	215	548	4677	8796	27427	12821	73644	22268	108471
	Pahalgan	0	0	0	0	1	15	5	7	188	985	303	327
	Pasa	16	651	0	0	18	836	868	1800	2642	12138	4034	16954
Sabigah	4	36	0	0	42	402	127	104	882	19039	4025	17944	
Namangan	365	2361	10	417	2849	9471	8367	12400	21966	47818	81289	131208	
JStock	Babi rishid	0	0	0	0	0	0	18	50	478	2538	318	1621
	Chawartha	0	0	1	14	7	38	314	1814	731	4037	1938	4348
	Colagan	18	475	2	18	107	394	575	2232	2820	9835	1762	13813
	Kari	14	29	0	0	183	1094	1476	18338	4887	24630	874	42148
	Manirpasa	40	2492	38	393	834	4764	4317	18414	7960	34673	1480	46521
	Sandheta	27	138	1	13	312	2067	2082	4100	4048	17079	3548	20555
Benmar	222	5158	21	485	576	10088	4800	18485	22903	101811	27865	100871	
JStock	Jawal	39	158	2	14	44	429	585	1478	2648	8941	1818	11388
	Mirasa	48	312	0	0	41	853	688	2425	2820	10755	4205	14848
	Noerwah	134	4028	19	471	491	8814	7714	18313	14736	147465	20064	174288
Nawal	28	578	1	14	67	323	103	1410	4964	13187	3010	21232	
JStock	Mawal	21	148	1	14	49	437	360	2134	2742	10189	1038	12138
	Pillagan	7	432	0	0	18	866	148	457	2129	9827	1862	10202
Pandhura	26	767	18	318	175	1581	1875	4994	4412	16155	8928	20664	
JStock	Pandhura	21	468	15	144	134	1223	377	1443	4338	4971	4472	18214
	Sesat	15	38	0	146	18	918	1798	3807	8177	7384	4032	11938
Pasa	70	429	4	18	186	1257	1555	4445	9471	34811	13099	49864	
JStock	Astigar	0	0	0	0	0	168	132	1813	5275	3041	1313	4857
	Gumar	29	92	0	0	23	330	83	488	1448	5655	1867	6871
	Pasa	41	377	4	18	165	1639	963	4488	4888	18794	3958	23808
	Pawal	0	0	0	0	0	38	38	34	277	1214	4839	1278
	Shahragar	0	0	0	0	18	376	88	166	387	4381	868	4795
Sanax	250	2981	26	312	2930	11478	7004	18819	14671	69576	44423	198464	
JStock	Bali	131	738	7	17	195	738	1713	4725	9500	14895	7181	27938
	Begangan	6	14	1	11	34	158	298	718	3347	5659	3524	6881
	Garangan	0	0	0	0	18	250	212	1413	7718	19475	7944	12307
	Obanlagar	40	175	25	181	1677	18238	1244	7336	4198	24574	17368	49588
	Sach	29	307	2	11	443	1488	1567	4864	4420	27518	9907	26934
	Sawal	21	136	1	43	10	343	76	498	1441	5246	1877	6244
Ulagara	12	164	0	0	23	796	878	1318	2278	10912	2895	14885	
Ragah	644	4807	175	391	3681	9764	4910	16857	13143	159158	40513	148878	
JStock	Bans	198	1848	22	61	678	3264	1418	8178	9788	32143	12188	48987
	Bilagan	35	401	22	47	146	960	183	8632	19148	4784	20828	
	Meringgar	302	1951	15	44	144	1224	1430	2442	7861	18185	9751	28964
	Ragan	21	211	19	78	179	1728	615	1845	5488	17248	6214	22128
	Sarangar	246	949	28	52	144	1811	514	1380	5628	23848	6694	24721
	Zagar	0	0	0	0	0	14	14	81	869	2718	838	2611
Raban	400	3798	181	1742	5073	17327	8190	17803	93686	236047	64846	349765	
JStock	Akar	81	375	4	27	684	1794	604	1124	3627	11243	5038	16488
	Bani	0	0	0	14	40	1543	298	1496	4621	19518	6893	27488
	Jans	181	2733	17	836	1180	4838	813	1498	4652	28118	8153	38784
	Pamb	0	0	0	0	4	132	82	213	1000	2548	1388	8094
	Raban	181	4352	63	811	2681	10740	7880	17188	81281	144614	49821	298671
	Sakana	3	134	0	0	144	991	810	1414	1386	4612	1864	8195

	News	81	973	4*	314	1386	18405	7233	49378	31091	118064	42020	121267
<b>Block</b>	Gangav	2	1	4	70	18	41	373	1340	945	3637	1478	7624
	Jana	0	0	0	0	2	34	100	3660	540	2018	654	3921
	Kajjar-karchul	0	0	2	13	5	270	278	1373	339	2218	715	2876
	Kawa	78	968	41	812	2111	21252	1750	16000	27360	152650	34380	205411
	Simaar	1	4	3	0	31	385	383	1264	1300	4623	1704	1306
	Teatthar	0	0	0	0	0	0	0	237	1469	339	2773	833
<b>Total</b>	822	14126	18	786	2388	17312	8333	18339	50690	152362	22362	144208	
<b>Block</b>	Bavla	31	493	0	0	13	147	171	873	1893	4671	1609	6346
	Bava	75	378	0	213	70	928	2012	8290	8000	14388	8729	22341
	Doon	34	1120	1	9	18	327	486	1317	1014	2124	2148	7706
	Jakkirga	0	0	0	0	1	40	0	0	0	183	183	337
	Kaali	0	0	0	0	1	31	62	460	462	1123	462	1823
	Kharal	99	700	22	101	12	805	424	1218	2972	3634	2452	13811
	Mukhan	0	0	0	0	1	36	49	181	177	361	296	738
	Rahazari	1	1	0	0	6	71	107	1188	962	2555	1474	3818
	Rani	86	1028	1	13	21	130	311	1319	2634	7427	3243	10547
	Tegri	120	1844	33	436	288	1380	1197	24397	1144	112432	8938	175284
<b>Total</b>	0	0	0	0	2	1	87	748	573	1148	672	1807	
<b>Block</b>	Sarna	200	300	49	110	1833	1833	1830	1830	1830	1830	1830	21834
	Majhgan	25	73	9	22	117	229	723	4324	4632	2488	3987	31521
	Majal	29	73	6	12	217	336	733	4324	4632	2488	3987	31521
	Kanjar-Baghela	19	78	6	11	117	229	723	4324	4632	2488	3987	31521
	Sohawal	34	216	21	62	638	7916	2108	12704	13952	7298	16423	32506
<b>Total</b>	207	378	73	97	111	1708	733	4324	4632	2488	3987	31521	
<b>Block</b>	Sarna	583	8368	11	310	241	11280	7232	12803	19463	94017	43080	138988
	Aaha	211	3129	2	42	145	122	1599	1372	8924	22729	8811	30667
	Baki	18	352	2	7	46	425	534	1734	3072	7786	320	10328
	Khanwar	48	131	2	6	38	133	312	836	1398	4175	2358	5468
	Mas-Bagan	89	344	0	0	118	1253	1887	1813	7070	12029	3372	15088
<b>Total</b>	217	4057	23	129	338	2008	3900	12900	13720	49857	24808	75017	
<b>Block</b>	Sarna	261	3941	18	214	116	8393	4894	12330	1790	38645	13742	86708
	Barghat	0	0	0	0	46	251	118	806	3857	7213	3818	8394
	Chivara	0	0	0	0	34	311	119	1843	923	3445	1211	4811
	Pharwa	0	0	0	0	9	0	78	459	561	49	138	491
	Gharwar	0	1	0	0	11	338	36	839	838	3086	792	3514
	Bokari	54	677	1	5	27	36	238	1147	1217	3659	1311	11804
	Kaali	0	0	0	0	39	81	112	139	527	718	354	918
	Lakhraia	25	681	1	13	24	312	367	1120	1861	3053	1880	8128
	Sarna	198	4052	15	208	533	7328	3556	18499	13352	38389	14642	64796
	<b>Total</b>	36	1127	45	546	1131	1989	1847	18294	18607	71761	20772	97571
<b>Block</b>	Berhar	6	46	1	18	49	439	412	1375	3344	13819	8813	18667
	Bahar	17	87	1	4	34	272	599	1113	1982	5987	2198	8176
	Gohari	0	0	0	0	1	23	18	70	142	587	176	1248
	Jakkirga	6	9	1	12	25	834	175	447	1819	7315	396	8178
	Shagar	29	949	45	708	1051	6433	1703	18462	9759	43713	12929	52713
<b>Total</b>	405	3150	25	251	485	8017	9160	18243	23226	56685	29814	84512	
<b>Block</b>	Barhail	20	129	0	0	14	84	343	1675	1989	5184	2263	9721
	Moran-badaka	0	0	1	2	2	57	96	990	369	2613	372	3201
	Shagar	172	2201	13	185	178	1139	1780	1835	9730	25934	13864	80771
	Shajapur	243	2368	9	84	173	1526	1774	4594	11286	23872	13615	80712
<b>Total</b>	111	1204	9	11	89	1121	1414	1308	3964	23179	7966	31218	
<b>Block</b>	Barhail	0	0	0	0	0	0	0	88	232	3418	228	1521
	Shagar	111	1204	9	11	89	1121	1368	4866	4898	18944	6938	26786
	Vijapur	0	0	0	0	11	48	57	280	1130	2947	1804	520

	Majelis	174	332	34	183	162	340	2479	12390	21180	82628	34028	327212
<b>Stok</b>	Bekasana	18	201	0	0	7	30	52	328	1370	3465	1352	4071
	Kenis	21	204	0	0	18	323	89	312	2042	12528	2893	13406
	Kertosudjana	0	0	0	0	6	38	37	104	341	2213	562	3482
	Karim	23	822	0	0	8	108	244	913	1027	3089	3292	1792
	Marnir	0	0	0	0	7	248	28	242	1182	2224	1202	2624
	Pahlawa	11	92	1	9	17	89	177	1009	1092	3645	278	3088
	Pakar	1	3	0	0	0	48	35	181	1361	4287	1288	4407
Shigart	331	2827	13	178	284	2824	1793	9294	12252	47887	14228	94782	
Jumlah	39	482	13	242	184	1080	8313	19148	19922	62824	14888	89801	
<b>Stok</b>	Kaver	0	0	0	0	3	40	110	600	448	3413	362	6284
	Majelis	2	5	0	0	1	13	209	1098	520	972	335	2307
	Kantor rukun	0	0	1	18	18	38	250	1378	1362	2981	1428	7221
	Saha	31	325	4	218	172	1828	1128	12738	8675	31129	11098	62808
	Shawal	1	2	0	0	2	87	317	2218	347	787	688	2888
Jumlah	8	22	10	418	181	2828	2215	18114	10912	10912	1820	12485	
<b>Stok</b>	Bekasana	6	20	18	301	181	1288	3320	22420	10521	68812	13731	34806
	Chirang	0	0	2	91	18	428	382	2188	8272	28788	8848	32501
	Donor	1	2	2	18	18	92	348	2478	2268	8023	2882	12118
Jumlah	348	4188	21	500	471	1880	837	4428	12227	54822	12784	62288	
<b>Stok</b>	Bekasana	0	0	0	0	1	21	14	48	1080	4214	3288	4382
	Jakarta	0	0	0	0	0	0	14	134	1362	5128	1414	5482
	Paksi	0	0	0	0	4	12	12	38	838	2284	822	3348
	Thiangari	348	4188	21	500	482	1828	834	4242	8828	42274	12918	52123
	Jumlah	612	4382	212	2888	508	4482	12731	48824	16822	287824	11828	82884
<b>Stok</b>	Bekasana	302	378	21	324	478	1113	838	3498	9228	33023	11822	42948
	Ghadya	0	0	2	12	17	90	138	407	1307	4447	2222	4388
	Khalifah	237	2222	9	112	488	1778	2898	3148	28022	24238	12348	33878
	Makmur	88	178	0	0	148	888	148	1728	4282	12818	4288	15848
	Taruna	44	248	4	12	124	2212	708	2842	3022	8042	3472	12214
	Jumlah	222	2348	184	2547	6248	34824	8442	27522	82722	202249	78822	820221
Jumlah	0	0	6	18	128	897	1714	6814	9428	28821	7288	28421	
<b>Stok</b>	Bekasana	0	0	0	12	81	202	2128	4328	2778	33888	8888	15828
	Majelis	0	0	0	0	12	78	282	1128	1828	4288	2427	3821
	Pai	0	0	0	6	17	102	338	1408	1442	6042	2884	7821
Jumlah	348	4788	24	202	182	7884	7138	18207	33082	80278	67821	123821	
<b>Stok</b>	Bekasana	278	342	7	84	184	2342	2884	8828	8728	22824	12028	28848
	Ganyar	0	0	1	12	2	102	202	842	728	3842	8272	3424
	Karim	47	38	3	18	2	38	1128	2388	1782	3028	2862	6288
	Lahiri	0	0	0	0	5	20	62	338	1388	2888	1427	3202
	Marnir	0	0	0	0	5	78	14	62	1128	2888	3284	3288
	Shaw	61	512	0	0	36	482	788	2888	2868	8284	4212	12278
	Vidha	308	3542	12	124	447	1628	2812	8884	22827	47278	20884	62782
<b>Grand Total</b>		10212	181208	1878	7284	12412	188284	38288	178218	227721	3384881	274881	138407



# **ANNEXURE**

**DISTRICT-WISE APPROVED ACP 2025-26**

**APPROVED ANNUAL CREDIT PLAN FOR FY 2026-27**  
**DISTRICT : CHHINDWARA**

Number in Actual &amp; Amount in Lakh

Sr. No	Categories	Total Credit Plan	
		Number	Amount
1	Priority Sector	282583	630640
1A	Agriculture = 1A(i)+1A(ii)+1A(iii)	238214	319062
1A(i)	Farm Credit	234882	275817
	Crop Loans (Out of Farm Credit)	126837	184045
1A(ii)	Agriculture Infrastructure	134	1978
1A(iii)	Ancillary Activities	3208	41257
1B	Micro, Small and Medium Enterprises = 1B(i)+1B(ii)+1B(iii)+1B(iv)+1B(v)	26572	285116
1B(i)	Micro Enterprises (Manufacturing + Service)	24812	135179
1B(ii)	Small Enterprises (Manufacturing + Service)	1008	101232
1B(iii)	Medium Enterprises (Manufacturing + Service)	227	44967
1B(iv)	Shop and Village Industries	105	1034
1B(v)	Others under MSMEs	420	2724
1C	Export Credit	86	337
1D	Education	413	692
1E	Housing	2761	9290
1F	Social Infrastructure	179	81
1G	Renewable Energy	7500	7500
1H	Others	6898	8565
2	Sub total= 1A+1B+1C+1D+1E+1F+1G+1H	282583	630640
3	Loans to weaker Sections under Priority Sector	139175	174727
4	Non-Priority Sector	55649	180027
4A	Agriculture	330	7544
4B	Education	59	721
4C	Housing	1787	18172
4D	Personal Loans under Non-Priority Sector	7431	30589
4E	Others	4602	126011
5	Sub-total = 4A+4B+4C+4D+4E	9569	180027
	Total=2+5	338232	810667



Sd/-  
 Lead District Manager  
 Name :  
 Seal

Harinder Narayan  
 Sd/-  
**COLLECTOR**  
 CHHINDWARA

Date: 16/3/2026

**LRS-MIS-1**

**Statement showing Targets of Annual Credit Plans (ACP) for the FY 2026-27**

No. in actuals Amount in lakhs

Name of the District: **AGAR MALWA**

Sr. No.	Categories	Yearly Targets under ACP 2026-27	
		Number	Amount
1	<b>PRIORITY SECTOR</b>		
1A	<b>Agriculture=1A(i)+1A(ii)+1A(iii)</b>	148155	313919
1A(i)	Farm Credit	138458	246123
	Crop Loans (out of Farm Credit)	136931	211454
		118487	185572
1A(ii)	Agriculture Infrastructure	13	229
1A(iii)	Ancillary Activities	1514	14439
1B	<b>Micro, Small and Medium Enterprises=1B(i)+1B(ii)+1B(iii)+1B(iv)</b>	8348	64272
1B(i)	Micro Enterprises (Manufacturing+Service)	7954	38269
1B(ii)	Small Enterprises (Manufacturing+Service)	202	18907
1B(iii)	Medium Enterprises (Manufacturing+Service)	35	6833
1B(iv)	Khadi & Village Industries	22	50
1B(v)	Others under MSMEs	135	213
1C	Export Credit	0	0
1D	Education	159	263
1E	Housing	263	2084
1F	Social Infrastructure	6	18
1G	Renewable Energy	140	225
1H	Others	781	925
2	<b>Sub Total=1A+1B+1C+1D+1E+1F+1G+1H</b>	<b>148155</b>	<b>313919</b>
3	Loans to Weaker Sections under Priority Sector	51112	74668
4	<b>NON-PRIORITY SECTOR</b>	12631	37509
4A	Agriculture	163	1036
4B	Education	4	51
4C	Housing	236	2648
4D	Personal Loans under Non-Priority Sector	1580	7356
4E	Others	11980	29982
5	<b>Sub-total=4A+4B+4C+4D+4E+4F</b>	<b>13963</b>	<b>41873</b>
	<b>TOTAL=2+5</b>	<b>162118</b>	<b>354992</b>

sd:   
**Lead District Manager**  
 Name:  
 Seal  
 Date:



Sd:   
**District Collector**  
 Name:

**APPROVED ANNUAL CREDIT PLAN FOR FY 2026-27**  
**DISTRICT: ALIRAJPUR**

Number in Actual &amp; Amount in Lakh

S.No	Categories	Total Credit Plan	
		Number	Amount
1	Priority Sector	52608	57142
1A	Agriculture- 1A(i)-1A(ii)-1A(iii)	40640	26610
1A(i)	Farm Credit	40225	22911
	Crop Loans (Out of Farm Credit)	34537	17291
1A(ii)	Agriculture Infrastructure	24	384
1A(iii)	Auxiliary Activities	391	3353
1B	Micro, Small, and Medium Enterprises- 1B(i)-1B(ii)-1B(iii)-1B(iv)-1B(v)	3906	21933
1B(i)	Micro Enterprises (Manufacturing+Service)	3799	19114
1B(ii)	Small Enterprises (Manufacturing+Service)	38	2445
1B(iii)	Medium Enterprises (Manufacturing+Service)	2	30
1B(iv)	Khadi and Village Industries	58	211
1B(v)	Other under MSMEs	79	113
1C	Export Credit	0	0
1D	Education	85	135
1E	Housing	176	1109
1F	Social Infrastructure	15	10
1G	Renewable Energy	1130	1037
1H	Others	6652	6308
2	Subtotal=1A+1B+1C+1D+1E+1F+1G+1H	52608	57142
3	Loans to weaker Sections under Priority Sector	21043	22856
4	Non-Priority Sector	5939	33569
4A	Agriculture	11	81.7
4B	Education	9	148
4C	Housing	273	1662
4D	Personal Loans under Non-Priority Sector	2291	7456
4E	Others	4355	23486
5	Sub-total=4A+4B+4C+4D+4E	5939	33569
	<b>Total=2+5</b>	<b>58547</b>	<b>90711</b>



Sd/-  
Lead District Manager  
Name: Shyam Prasad  
Seal

Sd/-  
District Collector

Name: Nitya Mathur (IAS)

Date: 07/05/2026



**APPROVED ANNUAL CREDIT PLAN FOR FY 2026-27**  
**DISTRICT : ANUPPUR**

Number in Actual & Amount in Lakh

Sr. No	Categories	Total Credit Plan	
		Number	Amount
1	Priority Sector	44750	78851
1A	Agriculture = 1A(i)+1A(ii)+1A(iii)	32706	32645
1A(i)	Farm Credit	32210	27203
	Crop Loans (Out of Farm Credit)	21297	12507
1A(ii)	Agriculture Infrastructure	25	153
1A(iii)	Ancillary Activities	471	5289
1B	Micro, Small and Medium Enterprises = 1B(i)+1B(ii)+1B(iii)+1B(iv)+1B(v)	5601	40548
1B(i)	Micro Enterprises (Manufacturing + Service)	5378	22900
1B(ii)	Small Enterprises (Manufacturing + Service)	121	6908
1B(iii)	Medium Enterprises (Manufacturing + Service)	14	10631
1B(iv)	Khadi and Village Industries	59	78
1B(v)	Others under MSMEs	29	51
1C	Export Credit	0	0
1D	Education	141	198
1E	Housing	264	1322
1F	Social Infrastructure	65	36
1G	Renewable Energy	876	609
1H	Others	5097	3473
2	Sub total= 1A+1B+1C+1D+1E+1F+1G+1H	44750	78851
3	Loans to weaker Sections under Priority Sector	17900	31540
4	Non-Priority Sector	15294	68408
4A	Agriculture	39	450
4B	Education	4	147
4C	Housing	339	2178
4D	Personal Loans under Non-Priority Sector	2522	16362
4E	Others	12390	49271
5	Sub-total = 4A+4B+4C+4D+4E	15294	68408
	<b>Total=2+5</b>	<b>60044</b>	<b>147259</b>

Sd/-

Lead District Manager

Name: *Dileep Nigam*

Seal



Sd/-

District Collector (S.)

Name: *Harshal Pancholi*

LBS-MIS-1

Statement showing Targets of Annual Credit Plans (ACP) for the FY 2024-27

Name of the District:ASHOKNAGAR

Rs. in crores. Amount in lakhs

Sr. No.	Categories	Yearly Targets under ACP 2024-27	
		Number	Amount
1	PRIORITY SECTOR		
1A	Agriculture=1A(i)+1A(ii)+1A(iii)	90202	272328
1A(i)	Farm Credit	71447	185677
	Crop Loans (out of Farm Credit)	68994	167558
1A(ii)	Agriculture Infrastructure	20515	119353
1A(iii)	Ancillary Activities	48	548
1B	Micro, Small and Medium Enterprises=1B(i)+1B(ii)+1B(iii)+1B(iv)+1B(v)	11953	79079
1B(i)	Micro Enterprises (Manufacturing+Service)	11161	53878
1B(ii)	Small Enterprises (Manufacturing+Service)	234	23736
1B(iii)	Medium Enterprises (Manufacturing+Service)	13	1188
1B(iv)	Kindli & Village Industries	31	110
1B(v)	Others under MSMEs	414	767
1C	Export Credit	0	0
1D	Education	202	373
1E	Housing	283	1767
1F	Social Infrastructure	4	10
1G	Renewable Energy	666	860
1H	Others	5743	4062
2	Sub Total=1A+1B+1C+1D+1E+1F+1G+1H	90202	272328
3	Loans to Weaker Sections under Priority Sector	55301	107254
4	NON-PRIORITY SECTOR	14164	53007
4A	Agriculture	256	1852
4C	Education	69	481
4D	Housing	171	2143
4E	Personal Loans under Non-Priority Sector	3543	12434
4F	Others	10125	30117
5	Sub total=4A+4B+4C+4D+4E+4F	14164	53007
	TOTAL=(2+3)	104366	325338

sd/-  
Lead District Manager  
Name: Rajeev  
Seal  
Date: 17-03-2024



sd/-  
District collector  
Name: Shri Suresh Mishra  
शिववट्ट  
जिला अशोकनगर (म.प्र.)

**APPROVED ANNUAL CREDIT PLAN FOR FY 2026-27**

**DISTRICT : BALAGHAT**

Number in Actual & Amount in Lakh

Sr. No	Categories	Total Credit Plan	
		Number	Amount
1	Priority Sector	220668	360918
1A	Agriculture = 1A(i)+1A(ii)+1A(iii)	191441	198501
1A(i)	Farm Credit	185767	135000
	Crop Loans (Out of Farm Credit)	154826	95000
1A(ii)	Agriculture Infrastructure	58	300
1A(iii)	Ancillary Activities	5616	63201
1B	Micro, Small and Medium Enterprises = 1B(i)+1B(ii)+1B(iii)+1B(iv)+1B(v)	16514	140350
1B(i)	Micro Enterprises (Manufacturing + Service)	15821	98976
1B(ii)	Small Enterprises (Manufacturing + Service)	393	34484
1B(iii)	Medium Enterprises (Manufacturing + Service )	31	5818
1B(iv)	Rhadi and Village Industries	71	197
1B(v)	Others under MSMEs	198	875
1C	Export Credit	0	0
1D	Education	644	807
1E	Housing	1662	8897
1F	Social Infrastructure	35	325
1G	Renewable Energy	842	960
1H	Others	7530	11076
2	Sub total= 1A+1B+1C+1D+1E+1F+1G+1H	220668	360918
3	Loans to weaker Sections under Priority Sector	88267	141600
4	Non-Priority Sector	34427	150478
4A	Agriculture	103	2319
4B	Education	26	483
4C	Housing	1667	10182
4D	Personal Loans under Non-Priority Sector	4433	24266
4E	Others	28198	113206
5	Sub-total= 4A+4B+4C+4D+4E	34427	150478
	<b>Total=2+5</b>	<b>255095</b>	<b>511392</b>

Sd/

Lead District Manager

Kyandish Bank District Office  
Balaghat  
Sudhakar Kumar



Sd/

District Collector

Name :

Date:

## LBS-MIS-1

Statement showing Targets of Annual Credit Plans (ACP) for the FY 2026-27  
FOR APPROVAL before DCC

No. in actuals. Amount in lakhs

Name of the District:BARWANI

Sr. No.	Categories	Yearly Targets under ACP	
		Number	Amount
1	<b>PRIORITY SECTOR</b>		
1A	Agriculture=1A(i)+1A(ii)+1A(iii)	124701	457770.18
1A(i)	Farm Credit	136380	205553.00
	Crop Loans (out of Farm Credit)	95000	159250.00
1A(ii)	Agriculture Infrastructure	120	2520.00
1A(iii)	Ancillary Activities	1380	95293.18
1B	<b>Micro, Small and Medium Enterprises=1B(i)+1B(ii)+1B(iii)+1B(iv)+1B(v)</b>	10792	138259.00
1B(i)	Micro Enterprises (Manufacturing+Service)	10300	86986.20
1B(ii)	Small Enterprises (Manufacturing+Service)	371	40327.00
1B(iii)	Medium Enterprises (Manufacturing+Service)	30	9072.00
1B(iv)	Khadi & Village Industries	60	371.80
1B(v)	Others under MSMEs	5	1600.00
1C	Export Credit	4	62.90
1D	Education	265	770.00
1E	Housing	800	5250.00
1F	Social Infrastructure	4	62.90
1G	Renewable Energy	50	125.00
1H	Others	6660	11875.00
2	<b>Sub Total=1A+1B+1C+1D+1E+1F+1G+1H</b>	<b>156555</b>	<b>457770.18</b>
3	<b>Loans to Weaker Sections under Priority Sector</b>	46600	91625.00
4	<b>NON-PRIORITY SECTOR</b>	23260	101640.00
4A	Agriculture	80	1320.00
4B	Education	30	280.00
4C	Housing	650	6732.00
4D	Personal Loans under Non-Priority Sector	2500	13904.00
4E	Others	20000	81240.00
5	<b>Sub-total=4A+4B+4C+4D+4E+4F</b>	<b>23260</b>	<b>103476.00</b>
	<b>TOTAL=2+5</b>	<b>179815</b>	<b>561246.18</b>



Lead District Manager

Name: Varun Chawla

Seal

Date: 24-03-2026




Smt. Jagat Singh (I.A.S.)

District Collector

Seal

**APPROVED ANNUAL CREDIT PLAN FOR FY 2026-27**  
**DISTRICT : BETUL**

Number in Actual &amp; Amount in Lakh

Sr. No	Categories	Total Credit Plan	
		Number	Amount
1	Priority Sector	316017	488552
1A	Agriculture = 1A(i)+1A(ii)+1A(iii)	277480	302416
1A(i)	Farm Credit	268374	267301
	Crop Loans (Out of Farm Credit)	188126	154149
1A(ii)	Agriculture Infrastructure	561	2212
1A(iii)	Ancillary Activities	6545	32903
1B	Micro, Small and Medium Enterprises = 1B(i)+1B(ii)+1B(iii)+1B(iv)+1B(v)	21045	169457
1B(i)	Micro Enterprises (Manufacturing + Service)	19560	107951
1B(ii)	Small Enterprises (Manufacturing + Service)	751	43763
1B(iii)	Medium Enterprises (Manufacturing + Service )	65	15065
1B(iv)	Khadi and Village Industries	123	634
1B(v)	Others under MSMEs	546	2054
1C	Export Credit	78	596
1D	Education	953	1054
1E	Housing	4197	5294
1F	Social Infrastructure	586	752
1G	Renewable Energy	5053	4100
1H	Others	6625	5433
2	Sub total= 1A+1B+1C+1D+1E+1F+1G+1H	316017	488552
3	Loans to weaker Sections under Priority Sector	125406	195420
4	Non-Priority Sector	57862	181019
4A	Agriculture	138	1536
4B	Education	85	985
4C	Housing	3453	11484
4D	Personal Loans under Non-Priority Sector	6919	25637
4E	Others	47267	141377
5	Sub-total = 4A+4B+4C+4D+4E	57862	181019
	<b>Total=2+5</b>	<b>373879</b>	<b>669571</b>

Sd/-  
Lead District Manager  
Name: Ashufo, L.K. Singh  
Seal  
अशुफो लाल कृष्ण सिंह

Sd/-  
District Collector  
Name :

करोडर  
बेतुल

Date:

**APPROVED ANNUAL CREDIT PLAN FOR FY 2026-27**  
**DISTRICT : BHIND**

Number in Actual & Amount in Lakh

Sr. No	Categories	Total Credit Plan	
		Number	Amount
1	Priority Sector	91527	189264
1A	Agriculture = 1A(i)+1A(ii)+1A(iii)	81066	114018
1A(i)	Farm Credit	80285	102482
	Crop Loans (Out of Farm Credit)	58092	58135
1A(ii)	Agriculture Infrastructure	21	534
1A(iii)	Auxiliary Activities	750	11002
1B	Micro, Small and Medium Enterprises = 1B(i)+1B(ii)+1B(iii)+1B(iv)+1B(v)	8861	69904
1B(i)	Micro Enterprises (Manufacturing + Service)	8528	48048
1B(ii)	Small Enterprises (Manufacturing + Service)	236	20410
1B(iii)	Medium Enterprises (Manufacturing + Service )	2	373
1B(iv)	Khadi and Village Industries	83	151
1B(v)	Others under MSMEs	12	922
1C	Export Credit	0	0
1D	Education	293	420
1E	Housing	385	2745
1F	Social Infrastructure	0	0
1G	Renewable Energy	11	160
1H	Others	911	2017
2	Sub-total= 1A+1B+1C+1D+1E+1F+1G+1H	91527	189264
3	Loans to weaker Sections under Priority Sector	36610	60401
4	Non-Priority Sector	31139	151004
4A	Agriculture	155	2787
4B	Education	7	126
4C	Housing	269	5087
4D	Personal Loans under Non-Priority Sector	3754	14316
4E	Others	26914	128688
5	Sub-total = 4A+4B+4C+4D+4E	31139	151004
	<b>Total=2+5</b>	<b>122666</b>	<b>340268</b>

Sd/- *Siddhanta Kumar*  
Lead District Manager  
Name: JI TEJENDRA KUMAR  
Seal



Sd/- *Ilal*  
District Collector  
Name: **कालेकर**  
**विना निध**

Date: 10/5/2026

## Statement showing Targets of Annual Credit Plans (ACP) for the FY 2026-27

Sr. No.	Categories	Yearly Targets under ACP 2026-27	
		Number	Amount
			No. in actuals, Amount in lakhs
	Name of the (District/REGIONAL)		
1	PRIORITY SECTOR	311062	3408174
1A	Agriculture=1A(i)+1A(ii)+1A(iii)	179531	544195
1A(i)	Farm Credit	175025	311828
	Crop Loans (out of Farm Credit)	70448	197615
1A(ii)	Agriculture Infrastructure	844	13663
1A(iii)	Ancillary Activities	3662	218704
1B	Micro, Small and Medium Enterprises=1B(i)+1B(ii)+1B(iii)+1B(iv)+1B(v)	82293	2313157
1B(i)	Micro Enterprises (Manufacturing+Service)	74356	924739
1B(ii)	Small Enterprises (Manufacturing+Service)	5814	708946
1B(iii)	Medium Enterprises (Manufacturing+Service)	2005	669176
1B(iv)	Khadi & Village Industries	88	1153
1B(v)	Others under MSMEs	30	9343
1C	Export Credit	20	3038
1D	Education	5410	13018
1E	Housing	23524	151092
1F	Social Infrastructure	40	5572
1G	Renewable Energy	64	12500
1H	Others	20180	561918
2	Sub Total=1A+1B+1C+1D+1E+1F+1G+1H	311062	3404490
3	Loans to Weaker Sections under Priority Sector	142110	647554
4	NON-PRIORITY SECTOR	374669	2200000
4A	Agriculture	1553	350000
4B	Education	1180	12500
4C	Housing	13712	330000
4D	Personal Loans under Non-Priority Sector	33536	230000
4E	Others	324688	1277500
5	Sub-total=4A+4B+4C+4D+4E+4F	374669	2200000
	TOTAL=2+5	685731	5608174

Lead District Manager

Name: *AKK Chakraverty*

Seal

Date: 07/08/2025



District Collector

Name:

*कलिवंदन  
भोपाल*

## LRS-MIS-1

Statement showing Targets of Annual Credit Plans (ACP) for the FY 2026-27

No. in actuals. Amount in lakh

Name of the District: BURHANPUR

Sr. No.	Categories	Yearly Targets under ACP 2026-27	
		Number	Amount
1	<b>PRIORITY SECTOR</b>	80166	281425
1A	Agriculture-1A(i)+1A(ii)+1A(iii)	68247	169228
1A(i)	Farm Credit	67223	152266
	Crop Loans (out of Farm Credit)	33877	106279
1A(ii)	Agriculture Infrastructure	12	81
1A(iii)	Auxiliary Activities	1011	16876
1B	<b>Micro, Small and Medium Enterprises-1B(i)+1B(ii)+1B(iii)+1B(iv)+1B(v)</b>	11342	109356
1B(i)	Micro Enterprises (Manufacturing+Service advances upto Rs. 5 crores)	9797	54880
1B(ii)	Small Enterprises (Manufacturing+Service advances upto Rs. 5 crores)	293	40543
1B(iii)	Medium Enterprises (Manufacturing+Service advances upto Rs. 10 crores)	107	14346
1B(iv)	Hand & Village Industries	49	252
1B(v)	Others under MSMEs	46	159
1C	Export Credit	0	0
1D	Education	564	1048
1E	Housing	547	2696
1F	Social Infrastructures	2	4
1G	Renewable Energy	168	277
1H	Others	6198	2814
2	<b>Sub Total=1A+1B+1C+1D+1E+1F+1G+1H</b>	86166	285425
3	<b>Loans to Weaker Sections under Priority Sector</b>	43224	162514
4	<b>NON-PRIORITY SECTOR</b>	17680	61385
4A	Agriculture	123	1520
4B	Education	14	501
4C	Housing	426	4719
4D	Personal Loans under Non-Priority Sector	2592	9694
4E	Others	1426	4527
5	<b>Sub-total=4A+4B+4C+4D+4E+4F</b>	17680	61385
	<b>TOTAL=2+5</b>	103848	246810

sd/-   
 Lead District Manager  
 Name: Mr. Mahaveer Raj

So/-   
 District Collector  
 Name: Mr. Harsh Singh (I.A.S.)

Date: 13.03.2026

## LBS-MIS-I

## Statement showing Targets of Annual Credit Plans (ACP) for the FY 2026-27

No. in actuals. Amount in lakhs

Name of the District: CHHATARPUR

Sr. No.	Categories	Yearly Targets under ACP 2026-27	
		Number	Amount
1	PRIORITY SECTOR	152845	338513
1A	Agriculture=1A(i)+1A(ii)+1A(iii)	124958	173502
1A(i)	Farm Credit	124817	150648
	Crop Loans (out of Farm Credit)	105600	110062
1A(ii)	Agriculture Infrastructure	62	380
1A(iii)	Ancillary Activities	79	22474
1B	Micro, Small and Medium Enterprises=1B(i)+1B(ii)+1B(iii)+1B(iv)+1B(v)	15564	151650
1B(i)	Micro Enterprises (Manufacturing+Service advances upto Rs. 5 crores)	14667	104963
1B(ii)	Small Enterprises (Manufacturing+Service advances upto Rs. 5 crores)	507	33890
1B(iii)	Medium Enterprises (Manufacturing+Service advances upto Rs. 10 crores)	51	11898
1B(iv)	Khadi & Village Industries	88	374
1B(v)	Others under MSMEs	251	525
1C	Export Credit	0	0
1D	Education	321	566
1E	Housing	701	5079
1F	Social Infrastructure	380	303
1G	Renewable Energy	2228	1691
1H	Others	8493	5727
2	Sub Total=1A+1B+1C+1D+1E+1F+1G+1H	152845	338513
3	Loans to Weaker Sections under Priority Sector	39611	128634
4	NON-PRIORITY SECTOR	28479	117217
4A	Agriculture	194	3669
4C	Education	19	244
4D	Housing	1464	8028
4E	Personal Loans under Non-Priority Sector	3056	11998
4F	Others	23746	93278
5	Sub-total=4A+4B+4C+4D+4E+4F	28479	117217
	TOTAL=2+5	181324	455730

sd/-  
Lead District  
Name:  
Seal  
Date:



06 MAR 2026

Sd/-  
District collector  
Name:

**Statement showing Targets of Annual Credit Plans (ACP) for the FY 2026-27**

No. in actuals, Amount in lakhs

Name of the District: DAMOH

Sr. No.	Categories	Yearly Targets under ACP 2026-27	
		Number	Amount
1	PRIORITY SECTOR	127864	244529
1A	Agriculture=1A(i)+1A(ii)+1A(iii)	109471	179846
1A(i)	Farm Credit	108191	149963
	Crop Loans (out of Farm Credit)	95232	117177
1A(ii)	Agriculture Infrastructure	43	128
1A(iii)	Ancillary Activities	1237	9755
1B	Micro, Small and Medium Enterprises=1B(i)+1B(ii)+1B(iii)+1B(iv)+1B(v)	11498	76048
1B(i)	Micro Enterprises (Manufacturing+Service advances upto Rs. 5 crores)	10398	48390
1B(ii)	Small Enterprises (Manufacturing+Service advances upto Rs. 9 crores)	285	20914
1B(iii)	Medium Enterprises (Manufacturing+Service advances upto Rs. 10 crores)	16	4935
1B(iv)	Khadi & Village Industries	19	75
1B(v)	Others under MSMEs	780	1534
1C	Export Credit	0	0
1D	Education	181	268
1E	Housing	569	3274
1F	Social Infrastructure	3	2
1G	Renewable Energy	903	1760
1H	Others	5239	3331
2	Sub Total=1A+1B+1C+1D+1E+1F+1G+1H	127864	244529
3	Loans to Weaker Sections under Priority Sector	60847	76952.00
4	NON-PRIORITY SECTOR	16572	69217.00
4A	Agriculture	172	3204.00
4B	Education	5	111.00
4C	Housing	476	6537.00
4D	Personal Loans under Non-Priority Sector	1872	8065.00
4E	Others	14047	51300.00
5	Sub-total=4A+4B+4C+4D+4E+4F	16572	69217
	<b>TOTAL=2+5</b>	<b>144436</b>	<b>313746</b>

sd/-   
 Lead District Manager  
 Name: Hemant Kumar  
 Seal  
 Date: 09.03.2026



sd/-   
 District Collector  
 Name: Sudhir Kumar Kocha  
 कलेक्टर  
 दमोह

## LBS-MIS-1

## Statement showing Targets of Annual Credit Plans (ACP) for the FY 2026-27

No. in actuals. Amount in lakhs.

Name of the District: DATTA

Sr. No.	Categories	Yearly Targets under ACP 2026-27	
		Number	Amount
1	<b>PRIORITY SECTOR</b>		
		72699	167160.00
1A	Agriculture=1A(i)+1A(ii)+1A(iii)	64714	121113
1A(i)	Farm Credit	63361	109567.00
	Crop Loans (out of Farm Credit)	49451	80693.00
1A(ii)	Agriculture Infrastructure	8	88.00
1A(iii)	Annexary Activities	1245	11458.00
1B	Micro, Small and Medium Enterprises=1B(i)+1B(ii)+1B(iii)+1B(iv)+1B(v)	6349	42218
1B(i)	Micro Enterprises (Manufacturing+Service advances upto Rs. 5 crores)	6051	29561.00
1B(ii)	Small Enterprises (Manufacturing+Service advances upto Rs. 5 crores)	213	12073.00
1B(iii)	Medium Enterprises (Manufacturing+Service advances upto Rs. 10 crores)	11	356.00
1B(iv)	Khadi & Village Industries	33	159.00
1B(v)	Others under MSMEs	39	69.00
1C	Export Credit	0	0.00
1D	Education	140	248.00
1E	Housing	210	1450.00
1F	Social Infrastructure	5	5.00
1G	Renewable Energy	71	128.00
1H	Others	1210	1998.00
2	Sub Total=1A+1B+1C+1D+1E+1F+1G+1H	72699	167160
3	Loans to Weaker Sections under Priority Sector	40711	95037.00
4	<b>NON-PRIORITY SECTOR</b>	17882	69207.00
4A	Agriculture	117	1378.00
4B	Education	11	147.00
4C	Housing	201	4401.00
4D	Personal Loans under Non-Priority Sector	3816	13253.00
4E	Others	13757	50348.00
5	Sub-total=4A+4B+4C+4D+4E	17882	69207
	<b>TOTAL=2+3</b>	<b>90581</b>	<b>236367</b>



कार्यवाही  
जिला दफ्तर (दादा)



## LRS-MIS-1

## Statement showing Targets of Annual Credit Plans (ACP) for the FY 2026-27


No. in actuals, Amount in Lakh

Name of the District: DEWAS

Sr. No.	Categories	Yearly Targets under ACP 2026-27	
		Number	Amount
1	PRIORITY SECTOR	399534	890577
1A	Agriculture=1A(i)+1A(ii)+1A(iii)	362147	598302
1A(i)	Farm Credit	360257	516297
	Crop Loans (out of Farm Credit)	288701	373326
1A(ii)	Agriculture Infrastructure	145	2318
1A(iii)	Arts&Crb Activities	1745	79587
1B	Micro, Small and Medium Enterprises=1B(i)+1B(ii)+1B(iii)+1B(iv)+1B(v)	26885	268423
1B(i)	Micro Enterprises (Manufacturing+Service)	24854	160118
1B(ii)	Small Enterprises (Manufacturing+Service)	695	78867
1B(iii)	Medium Enterprises (Manufacturing+Service)	97	26085
1B(iv)	Khadi & Village Industries	152	382
1B(v)	Others under MSMEs	1887	1870
1C	Export Credit	1	7
1D	Education	1042	1545
1E	Housing	2689	15236
1F	Social Infrastructure	4	31
1G	Renewable Energy	1268	2131
1H	Others	5998	4923
2	Sub Total=1A+1B+1C+1D+1E+1F+1G+1H	399534	890577
3	Loans to Weaker Sections under Priority Sector	218241	258112
4	NON-PRIORITY SECTOR	61766	213216
4A	Agriculture	562	6326
4b	Education	52	515
4c	Housing	1772	26700
4d	Personal Loans under Non-Priority Sector	8165	27766
4e	Others	44748	137810
5	Sub-total=4A+4B+4C+4D+4E+4F	56599	209307
	TOTAL=2+3	455133	1090884

sd/-   
Lead District Manager  
Name: Prakash Keshwaramani  
Seal  
Date: 18.03.2026



sd/-   
District Collector  
Name: Ritu Raj

## LBS-MIS-1

## Statement showing Targets of Annual Credit Plans (ACP) for the FY 2026-27

No. in actuals. Amount in lakhs

Name of the District: DHAR

Sr. No.	Categories	Yearly Targets under ACP 2026-27	
		Number	Amount
1	<b>PRIORITY SECTOR</b>	394255	1023876
1A	Agriculture=1A(i)+1A(ii)+1A(iii)	349737	667830
1A(i)	Farm Credit	345812	587668
	Crop Loans (out of Farm Credit)	257940	402642
1A(ii)	Agriculture Infrastructure	124	3358
1A(iii)	Ancillary Activities	301	7604
1B	Micro, Small and Medium Enterprises=1B(i)+1B(ii)+1B(iii)+1B(iv)+1B(v)	27978	323309
1B(i)	Micro Enterprises (Manufacturing+Service advances upto Rs. 5 crores)	26109	183691
1B(ii)	Small Enterprises (Manufacturing+Service advances upto Rs. 5 crores)	857	105686
1B(iii)	Medium Enterprises (Manufacturing+Service advances upto Rs. 10 crores)	202	32051
1B(iv)	Khadi & Village Industries	118	564
1B(v)	Others under MSMEs	682	1317
1C	Export Credit	0	0
1D	Education	1280	1987
1E	Housing	5382	18019
1F	Social Infrastructure	0	0
1G	Renewable Energy	787	2308
1H	Others	9091	8823
2	Sub Total=1A+1B+1C+1D+1E+1F+1G+1H	394255	1023876
3	Loans to Weaker Sections under Priority Sector	192904	269448
4	<b>NON-PRIORITY SECTOR</b>	68309	256455
4A	Agriculture	436	7048
4B	Education	49	863
4C	Housing	2080	24167
4D	Personal Loans under Non-Priority Sector	10830	37041
4E	Others	54924	187336
5	Sub-total=4A+4B+4C+4D+4E+4F	68309	256455
		462564	1280331

Lead District Manager

Name: Mr. Balram Bairagi

Seal

Date: 10/03/2026


 Zonal Manager, DHAR

Sd.

District collector

Name: Mr. R. Jyank Mishra (IAS)

 COLLECTOR  
 DISTRICT DHAR  
 (M.P.)


**APPROVED ANNUAL CREDIT PLAN FOR FY 2026-27**  
**DISTRICT : DINDORI**

Number in Actual &amp; Amount in Lakh

Sr. No	Categories	Total Credit Plan	
		Number	Amount
1	Priority Sector	40135	55879
1A	Agriculture = 1A(i)+1A(ii)+1A(iii)	42000	36805
1A(i)	Farm Credit	41331	34878
	Cross loans (Out of Farm Credit)	33130	22424
1A(ii)	Agriculture Infrastructure	38	497
1A(iii)	Auxiliary Activities	640	1430
1B	Micro, Small and Medium Enterprises = 1B(i)+1B(ii)+1B(iii)+1B(iv)+1B(v)	3029	14571
1B(i)	Micro Enterprises (Manufacturing + Service)	2972	12787
1B(ii)	Small Enterprises (Manufacturing + Service)	34	1729
1B(iii)	Medium Enterprises (Manufacturing + Service)	1	2
1B(iv)	Khadi and Village Industries	14	29
1B(v)	Others under MSMEs	8	16
1C	Export Credit	0	0
1D	Education	19	40
1E	Housing	127	880
1F	Social Infrastructure	212	100
1G	Renewable Energy	1316	878
1H	Others	2423	2003
2	Sub total = 1A+1B+1C+1D+1E+1F+1G+1H	49135	55879
3	Loans to weaker Sections under Priority Sector	24076	27282
4	Non-Priority Sector	8967	30436
4A	Agriculture	7	34
4B	Education	1	15
4C	Housing	493	1470
4D	Personal Loans under Non-Priority Sector	1118	8021
4E	Others	3350	21967
5	Sub-total = 4A+4B+4C+4D+4E	8967	30436
	<b>Total=2+5</b>	<b>56102</b>	<b>86315</b>

Sd/-   
Lead District Manager  
Name: **RAVI SHANKAR**  
Seal



Sd/-   
District Collector  
Name: **ANJU PARASHAR**  
**जिला-सिबीसी (म.प्र.)**

Date: 02-03-2024

## LBS-MIS-4

## Statement showing Targets of Annual Credit Plans (ACP) for the FY 2026-27

No. in actual: Amount in lakhs

Name of the District:GUNA

Sr. No.	Categories	Yearly Targets under ACP 2026-27	
		Number	Amount
1	<b>PRIORITY SECTOR</b>		
1A	<b>Agriculture=1A(i)+1A(ii)+1A(iii)</b>	121076	477898
1A(i)	Farm Credit	100295	274521
	Crop Loans (out of Farm Credit)	98505	230263
		67844	143544
1A(ii)	Agriculture Infrastructures	25	697
1A(iii)	Ancillary Activities	1765	43561
1B	<b>Micro, Small and Medium Enterprises=1B(i)+1B(ii)+1B(iii)+1B(iv)+1B(v)</b>	12042	189905
1B(i)	Micro Enterprises (Manufacturing+Service)	10991	115028
1B(ii)	Small Enterprises (Manufacturing+Service)	567	58744
1B(iii)	Medium Enterprises (Manufacturing+Service)	49	14463
1B(iv)	Khadi & Village Industries	14	68
1B(v)	Others under MSMEs	421	1602
1C	Export Credit	0	0
1D	Education	486	854
1E	Housing	843	4688
1F	Social Infrastructure	10	25
1G	Renewable Energy	541	1223
1H	Others	6859	9678
2	<b>Sub Total=1A+1B+1C+1D+1E+1F+1G+1H</b>	<b>121076</b>	<b>477898</b>
3	Loans to Weaker Sections under Priority Sector	57528	120403
4	<b>NON-PRIORITY SECTOR</b>	35817	120513
4A	Agriculture	180	6284
4B	Education	18	196
4C	Housing	554	10081
4D	Personal Loans under Non-Priority Sector	5693	18932
4E	Others	29370	95020
5	<b>Sub-total=4A+4B+4C+4D+4E+4F</b>	<b>35817</b>	<b>120513</b>
	<b>TOTAL=2+5</b>	<b>156893</b>	<b>608411</b>

Name : Ajaypal Singh Rajput  
 Designation : Lead District Manager  
 Date : 25.02.2026  
 Seal :



Name : Kishor Kumar Kanyal  
 Designation : District collector  
 Date : 25.02.2026  
 Seal :

**APPROVED ANNUAL CREDIT PLAN FOR FY 2026-27**  
**DISTRICT: GWALIOR**

Number in Actual & Amount in Lakh

Sr. No	Categories	Total Credit Plan	
		Number	Amount
1	Priority Sector	153441	1409945
1A	Agriculture = 1A(i)+1A(ii)+1A(iii)	78910	571807
1A(i)	Farm Credit	73679	205940
	Crop Loans (Out of Farm Credit)	33073	70123
1A(ii)	Agriculture Infrastructure	152	5365
1A(iii)	Ancillary Activities	5089	160602
1B	Micro, Small and Medium Enterprises = 1B(i)+1B(ii)+1B(iii)+1B(iv)+1B(v)	48468	979911
1B(i)	Micro Enterprises (Manufacturing + Service)	44983	532475
1B(ii)	Small Enterprises (Manufacturing + Service)	2267	322634
1B(iii)	Medium Enterprises (Manufacturing + Service)	430	110554
1B(iv)	Khadi and Village Industries	130	754
1B(v)	Others under MSMEs	688	13544
1C	Export Credit	164	1529
1D	Education	3115	5036
1E	Housing	4948	33659
1F	Social Infrastructure	1253	772
1G	Renewable Energy	5943	6179
1H	Others	10640	11052
2	Sub total= 1A+1B+1C+1D+1E+1F+1G+1H	153441	1409945
3	Loans to weaker Sections under Priority Sector	76048	145845
4	Non-Priority Sector	171744	823405
4A	Agriculture	543	14793
4B	Education	316	4746
4C	Housing	5357	100094
4D	Personal Loans under Non-Priority Sector	24137	126437
4E	Others	141291	576415
5	Sub-total = 4A+4B+4C+4D+4E	171744	823405
	Total=2+5	325185	2233350



*Alkharya*  
 Joint District Manager  
 Name: ANITA SHARMA  
 Seal

District Collector  
 Name: ANITA CHAUHAN  
 जिला कलेक्टर (मह)

Date: 06/03/2026

## LRS-MIS-1

## Statement showing Targets of Annual Credit Plans (ACP) for the FY 2026-27

Name of the District: HARDA

No. in actuals. Amount in lakhs

Sr. No.	Categories	Yearly Targets under ACP 2026-27	
		Number	Amount
1	<b>PRIORITY SECTOR</b>	160767	398936.00
1A	Agriculture=1A(i)+1A(ii)+1A(iii)	145635	318233.00
1A(i)	Farm Credit	142467	295460.00
	Crop Loans (out of Farm Credit)	96040	224282.00
1A(ii)	Agriculture Infrastructure	80	1132.00
1A(iii)	Ancillary Activities	3088	21622.00
1B	<b>Micro, Small and Medium Enterprises=1B(i)+1B(ii)+1B(iii)+1B(iv)+1B(v)</b>	7383	71471.00
1B(i)	Micro Enterprises (Manufacturing+Service)	6732	66629.00
1B(ii)	Small Enterprises (Manufacturing+Service)	235	18846.00
1B(iii)	Medium Enterprises (Manufacturing+Service)	38	5260.00
1B(iv)	Khadi & Village Industries	25	160.00
1B(v)	Others under MSMEs	273	576.00
1C	Export Credit	0	0.00
1D	Education	374	662.00
1E	Housing	4464	4039.00
1F	Social Infrastructure	2	550.00
1G	Renewable Energy	427	738.00
1H	Others	2562	3222.00
2	<b>Sub Total=1A+1B+1C+1D+1E+1F+1G+1H</b>	<b>160767</b>	<b>398936.00</b>
3	Loans to Weaker Sections under Priority Sector	75327	142192.00
4	<b>NON-PRIORITY SECTOR</b>	22444	56818.00
4A	Agriculture	210	1652.00
4C	Education	18	333.00
4D	Housing	546	5674.00
4E	Personal Loans under Non-Priority Sector	4982	15103.00
4F	Others	16688	34056.00
5	<b>Sub-total=4A+4B+4C+4D+4E+4F</b>	<b>22444</b>	<b>56818.00</b>
	<b>TOTAL=2+5</b>	<b>183211</b>	<b>455754.00</b>



Lead District Manager

Name: MANOJ PAWAR

Seal

Date: 06.03.2026



District collector

Name:


Sumit Jain (IAS)  
जिला-हरदा (म.प्र.)

**APPROVED ANNUAL CREDIT PLAN FOR FY 2026-27**  
**DISTRICT: NARMADAPURAM**

Number in Actual &amp; Amount in Lakh

Sr. No	Categories	Total Credit Plan	
		Number	Amount
1	Priority Sector	293700	939641
1A	Agriculture = 1A(i)+1A(ii)+1A(iii)	250709	581926
1A(i)	Farm Credit	245224	464919
	Crop Loans (Out of Farm Credit)	147824	297628
1A(ii)	Agriculture Infrastructure	323	3028
1A(iii)	Ancillary Activities	5162	113979
1B	Micro, Small and Medium Enterprises = 1B(i)+1B(ii)+1B(iii)+1B(iv)+1B(v)	20615	322075
1B(i)	Micro Enterprises (Manufacturing + Service)	18591	141499
1B(ii)	Small Enterprises (Manufacturing + Service)	834	92836
1B(iii)	Medium Enterprises (Manufacturing + Service)	218	85493
1B(iv)	Khadi and Village Industries	113	530
1B(v)	Others under MSMEs	858	1721
1C	Export Credit	149	856
1D	Education	887	1408
1E	Housing	8696	20755
1F	Social Infrastructure	1200	833
1G	Renewable Energy	6093	6274
1H	Others	5351	5510
2	Subtotal= 1A+1B+1C+1D+1E+1F+1G+1H	293700	939641
3	Loans to weaker Sections under Priority Sector	169800	253692
4	Non-Priority Sector	66008	216834
4A	Agriculture	401	11385
4B	Education	115	1576
4C	Housing	4662	25181
4D	Personal Loans under Non-Priority Sector	8962	30428
4E	Others	51848	148264
5	Sub-total = 4A+4B+4C+4D+4E	66008	216834
	<b>Total=2+5</b>	<b>359708</b>	<b>1156475</b>



Lead District Manager  
Name: R.D. Vaghela  
Seal




District Collector  
Name: Smita Maera

## LBS-MIS-I

## Statement showing Targets of Annual Credit Plans (ACP) for the FY 2026-27

No. in actuals. Amount in lakhs

Name of the District: INDORE

Sr. No.	Categories	Yearly Targets under ACP 2026-27	
		Number	Amount
1	<b>PRIORITY SECTOR</b>	425350	6724165
1A	<b>Agriculture=1A(i)+1A(ii)+1A(iii)</b>	244939	1570182
1A(i)	Farm Credit	236757	549161
	Crop Loans (out of Farm Credit)	142202	334419
1A(ii)	Agriculture Infrastructure	323	31297
1A(iii)	Ancillary Activities	7859	989514
1B	<b>Micro, Small and Medium Enterprises=1B(i)+1B(ii)+1B(iii)+1B(iv)+1B(v)</b>	121955	4918027
1B(i)	Micro Enterprises (Manufacturing+Service)	102991	1919291
1B(ii)	Small Enterprises (Manufacturing+Service)	10585	1888499
1B(iii)	Medium Enterprises (Manufacturing+Service)	3256	1096481
1B(iv)	Khadi & Village Industries	183	3347
1B(v)	Others under MSMEs	4940	10409
1C	Export Credit	22	4480
1D	Education	7223	13551
1E	Housing	22587	164806
1F	Social Infrastructure	25	544
1G	Renewable Energy	6325	12264
1H	Others	22274	40311
2	<b>Sub Total=1A+1B+1C+1D+1E+1F+1G+1H</b>	<b>425350</b>	<b>6724165</b>
3	Loans to Weaker Sections under Priority Sector	247901	458141
4	<b>NON-PRIORITY SECTOR</b>	475540	5012671
4A	Agriculture	927	460194
4B	Education	2032	26358
4C	Housing	23564	584502
4D	Personal Loans under Non-Priority Sector	65354	307740
4E	Others	383663	3633877
5	<b>Sub-total=4A+4B+4C+4D+4E+4F</b>	<b>475540</b>	<b>5012671</b>
	<b>TOTAL=2+5</b>	<b>900890</b>	<b>11736836</b>



sd/-

Lead District Manager

Name: Ashish Kumar Katiyar

Seal

Date: 13.03.2026



sd-

District collector

Name: Shivam Verma



## ANNUAL CREDIT PLAN FOR FY 2026-27 DISTRICT : JABALPUR

Sr. No	Categories	Number in Actual & Amount in Lakh	
		Total Credit Plan for FY 26-27	
		Number	Amount
1	Priority Sector	367401	1447286
1A	Agriculture = 1A(i)+1A(ii)+1A(iii)	277984	439197
1A(i)	Farm Credit:	274115	323823
	Crop Loans (Out of Farm Credit)	80848	188081
1A(ii)	Agriculture Infrastructure	421	2336
1A(iii)	Auxiliary Activities	3449	113038
1B	Micro, Small and Medium Enterprises = 1B(i)+1B(ii)+1B(iii)+1B(iv)+1B(v)	51096	541394
1B(i)	Micro Enterprises (Manufacturing + Service)	47744	519148
1B(ii)	Small Enterprises (Manufacturing + Service)	2745	308318
1B(iii)	Medium Enterprises (Manufacturing + Service)	407	104841
1B(iv)	Khadi and Village Industries	154	2906
1B(v)	Others under MSMEs	36	6183
1C	Export Credit	2	15
1D	Education	1889	3626
1E	Housing	6368	48107
1F	Social Infrastructure	40	241
1G	Renewable Energy	170	5312
1H	Others	26662	9394
2	Sub total= 1A+1B+1C+1D+1E+1F+1G+1H	367401	1447286
3	Loans to weaker Sections under Priority Sector	111392	243009
4	Non-Priority Sector	158454	1209502
4A	Agriculture	823	4352
4B	Education	337	2946
4C	Housing	5457	120485
4D	Personal Loans under Non-Priority Sector	17410	149733
4E	Others	134328	931086
5	Sub-total = 4A+4B+4C+4D+4E	158454	1209502
	Total=2+5	525855	2656788

Sd/-  
Lead District Manager  
Name- Diwakar Thakur  
Seal

Sd/-  
District Collector  
Name- Raghvendra Singh

Date: 10.03.2026



**APPROVED ANNUAL CREDIT PLAN FOR FY 2026-27**  
**DISTRICT : JHABUA**

Number in Actual &amp; Amount in Lakh

Sr. No	Categories	Total Credit Plan	
		Number	Amount
1	Priority Sector	110935	163902
1A	Agriculture = 1A(i)+1A(ii)+1A(iii)	89797	85466
1A(i)	Farm Credit	88492	79104
	Crop Loans (Out of Farm Credit)	53982	40824
1A(ii)	Agriculture Infrastructure	58	172
1A(iii)	Ancillary Activities	1247	6190
1B	Micro, Small and Medium Enterprises = 1B(i)+1B(ii)+1B(iii)+1B(iv)+1B(v)	8820	63078
1B(i)	Micro Enterprises (Manufacturing + Service)	8429	48477
1B(ii)	Small Enterprises (Manufacturing + Service)	151	12952
1B(iii)	Medium Enterprises (Manufacturing + Service)	17	1149
1B(iv)	Khad and Village Industries	84	258
1B(v)	Others under MSMEs	139	242
1C	Export Credit	38	326
1D	Education	148	328
1E	Housing	624	2871
1F	Social Infrastructure	249	154
1G	Renewable Energy	5261	4996
1H	Others	5998	6583
2	Sub total= 1A+1B+1C+1D+1E+1F+1G+1H	110935	163902
3	Loans to weaker Sections under Priority Sector	29524	65560
4	Non-Priority Sector	14409	104458
4A	Agriculture	181	3724
4B	Education	53	819
4C	Housing	1746	7968
4D	Personal Loans under Non-Priority Sector	2485	13555
4E	Others	984	7872
5	Sub-total = 4A+4B+4C+4D+4E	14409	104458
	<b>Total=2+5</b>	<b>125344</b>	<b>268360</b>

  
Lead District Manager  
Name : Mohammad Altaph  
Seal



  
sd/-  
District Collector  
Name : Neha Meena

Date: 09-03-2026

## LBS-MIS-I

## Statement showing Targets of Annual Credit Plans (ACP) for the FY 2026-27

No. in actuals, Amount in lakhs

Name of the District: Katul

Sr. No.	Categories	Yearly Targets under ACP 2026-27	
		Number	Amount
1	<b>PRIORITY SECTOR</b>	91649	476504
1A	Agriculture=1A(i)+1A(ii)+1A(iii)	68288	198208
1A(i)	Farm Credit	66649	75418
	Crop Loans (out of Farm Credit)	42328	42262
1A(ii)	Agriculture Infrastructure	68	1286
1A(iii)	Ancillary Activities	1571	121504
1B	<b>Micro, Small and Medium Enterprises=1B(i)+1B(ii)+1B(iii)+1B(iv)+1B(v)</b>	16123	266172
1B(i)	Micro Enterprises (Manufacturing+Service)	14969	145702
1B(ii)	Small Enterprises (Manufacturing+Service)	633	74331
1B(iii)	Medium Enterprises (Manufacturing+Service)	118	42469
1B(iv)	Khadi & Village Industries	46	221
1B(v)	Others under MSMEs	361	3449
1C	Export Credit	2	16
1D	Education	393	735
1E	Housing	855	5843
1F	Social Infrastructure	3	25
1G	Renewable Energy	386	636
1H	Others	5595	4869
2	<b>Sub Total=1A+1B+1C+1D+1E+1F+1G+1H</b>	91649	476504
3	Loans to Weaker Sections under Priority Sector	52363	56449
4	<b>NON-PRIORITY SECTOR</b>	33566	128295
4A	Agriculture	71	1813
4C	Education	26	592
4D	Housing	1176	17038
4E	Personal Loans under Non-Priority Sector	4075	18020
4F	Others	28218	90832
5	<b>Sub-total=4A+4B+4C+4D+4E+4F</b>	33566	128295
	<b>TOTAL=2+5</b>	125215	604799

Lead District Manager

Name: Mejliss Kindo

Seal

Date: 18/03/2026



District Collector

Mr Ashish Tiwari

## LBS-MIS-1

## Statement showing Targets of Annual Credit Plans (ACP) for the FY 2026-27

No. in crores, Amount in lakhs

Name of the District: KHANDWA

Sr. No.	Categories	Yearly Targets under ACP 2026-27	
		Number	Amount
1	<b>PRIORITY SECTOR</b>	212910	571162.00
1A	Agriculture=1A(i)+1A(ii)+1A(iii)	186209	384885
1A(i)	Farm Credit	142427	292382.00
	Crop Loans (out of Farm Credit)	144875	214950.00
1A(ii)	Agriculture Infrastructure	129	1948.00
1A(iii)	Ancillary Activities	3713	90555.00
1B	Micro, Small and Medium Enterprises=1B(i)+1B(ii)+1B(iii)+1B(iv)+1B(v)	13711	165431
1B(i)	Micro Enterprises (Manufacturing+Service advances upto Rs. 5 crores)	12693	90661.00
1B(ii)	Small Enterprises (Manufacturing+Service advances upto Rs. 5 crores)	695	65341.00
1B(iii)	Medium Enterprises (Manufacturing+Service advances upto Rs. 10 crores)	95	8813.00
1B(iv)	Khadi & Village Industries	44	259.00
1B(v)	Others under MSMEs	184	327.00
1C	Export Credit	422	2824.00
1D	Education	851	1159.00
1E	Housing	2416	7913.00
1F	Social Infrastructure	429	468.00
1G	Renewable Energy	3162	3129.00
1H	Others	8650	5351.00
2	Sub Total=1A+1B+1C+1D+1E+1F+1G+1H	212910	571162
3	Loans to Weaker Sections under Priority Sector	61744	167656.00
4	<b>NON-PRIORITY SECTOR</b>	44614	125908.00
4A	Agriculture	268	4585.00
4B	Education	231	3199.00
4C	Housing	3172	15972.00
4D	Personal Loans under Non-Priority Sector	7340	10968.00
4E	Others	3363	85184.00
5	Sub-total=4A+4B+4C+4D+4E+4F	44614	125908
	<b>TOTAL=2+5</b>	<b>257524</b>	<b>697070</b>

Head District  
Khandwa



District Collector  
Khandwa  
COLLECTOR  
KHANDWA - M.P.



## LBS-MIS-I

## Statement showing Targets of Annual Credit Plans (ACP) for the FY 2026-27

No. in actuals, Amount in lakhs

Name of the District: KHARGON

Sr. No.	Categories	Yearly Targets under ACP 2026-27	
		Number	Amount
1	<b>PRIORITY SECTOR</b>	400932	943920
1A	Agriculture=1A(i)+1A(ii)+1A(iii)	367739	719085
1A(i)	Farm Credit	365109	606853
	Crop Loans (out of Farm Credit)	294553	457645
1A(ii)	Agriculture Infrastructure	312	1796
1A(iii)	Ancillary Activities	278	110436
1B	<b>Micro, Small and Medium Enterprises=1B(i)+1B(ii)+1B(iii)+1B(iv)+1B(v)</b>	18553	195749
1B(i)	Micro Enterprises (Manufacturing+Service)	16829	120401
1B(ii)	Small Enterprises (Manufacturing+Service)	602	58493
1B(iii)	Medium Enterprises (Manufacturing+Service)	129	15191
1B(iv)	Khadi & Village Industries	87	125
1B(v)	Others under MSMEs	906	1539
1C	Export Credit	0	0
1D	Education	1042	1495
1E	Housing	3846	14153
1F	Social Infrastructure	4	1336
1G	Renewable Energy	1040	2061
1H	Others	8708	10041
2	<b>Sub Total=1A+1B+1C+1D+1E+1F+1G+1H</b>	<b>400932</b>	<b>943920</b>
3	Loans to Weaker Sections under Priority Sector	143277	208789
4	<b>NON-PRIORITY SECTOR</b>	56805	166050
4A	Agriculture	419	5727
4C	Education	46	790
4D	Housing	1449	15715
4E	Personal Loans under Non-Priority Sector	8846	27784
4F	Others	46045	116034
5	<b>Sub-total=4A+4B+4C+4D+4E+4F</b>	<b>56805</b>	<b>166050</b>
	<b>TOTAL=2+5</b>	<b>457737</b>	<b>1109970</b>



sd/-

Lead District Manager

Name: SUMER SINGH SOLANKI

Seal


Date: 10-03-2026

Sd/-

District collector

Name:

अग्रणी बैंक कार्यालय : मैहर  
बोस कॉलोनी मैहर (प.प.)  
दूरभाष: 07672-414421



HEAD BANK OFFICE MAHAR  
BOSE COLONY MAHAR  
Phone : 07672-414421

### APPROVED ANNUAL CREDIT PLAN 2026-27

DISTRICT - MAHAR

Sr. No	Sector	No. as a % of Total / Amount in Lakh	
		Number	Amount
1	Priority Sector		
IA	Agriculture - IA(i)+IA(ii)+IA(iii)	45420	62300
IA(i)	Farm Credit	45000	58000
	Crop Loans (out of Farm Credit)	25000	35000
IA(ii)	Agriculture Infrastructure	20	300
IA(iii)	Ancillary Activities	400	12000
IB	Micro, Small and Medium Enterprises - IB(i)+IB(ii)+IB(iii)+IB(iv)+IB(v)	7485	80880
IB(i)	Micro Enterprises (Manufacturing + Service)	7000	40000
IB(ii)	Small Enterprises (Manufacturing + Service)	400	33000
IB(iii)	Medium Enterprises (Manufacturing+ Service)	40	7500
IB(iv)	Khadi and Village Industries	15	30
IB(v)	Others under MSMEs	30	330
IC	Export Credit	0	0
ID	Education	100	150
IE	Housing	600	2800
IF	Social Infrastructure	2	20
IG	Renewable Energy	20	100
IH	Others	4500	3000
2	Subtotal= IA+IB+IC+ID+IE+IF+IG+IH	58127	149250
3	Loans to weaker Sections under Priority Sector	4500	45000
4	Non-Priority Sector		
4A	Agriculture	20	100
4B	Education	50	500
4C	Housing	500	3500
4D	Personal Loans under Non-Priority Sector	2000	9000
4E	Others	17000	36000
5	Sub-total=4A +4B+4C+4D+4E	19570	49100
	Total=2+5	77697	198350

Sd

*R. S. S.*  
(DR. RANJAN KAVI)  
अग्रणी बैंक प्रबंधक  
मैहर (प.प.)

Sd

*P. J.*  
कलेक्टर पि. जिल्हा मजिस्ट्रेट  
COLLECTOR MAHAR  
मैहर (प.प.)

**APPROVED ANNUAL CREDIT PLAN FOR FY 2026-27**  
**DISTRICT : MANDLA**

Number in Actual &amp; Amount in Lakh


Sr. No	Categories	Total Credit Plan	
		Number	Amount
1	Priority Sector	94211	149871
1A	Agriculture = 1A(i)+1A(ii)+1A(iii)	79269	90425
1A(i)	Farm Credit	77455	76305
	Crop Loans (Out of Farm Credit)	50609	40289
1A(ii)	Agriculture Infrastructure	31	237
1A(iii)	Ancillary Activities	1783	1384
1B	Micro, Small and Medium Enterprises = 1B(i)+1B(ii)+1B(iii)+1B(iv)+1B(v)	7060	49271
1B(i)	Micro Enterprises (Manufacturing + Service)	6743	33209
1B(ii)	Small Enterprises (Manufacturing + Service)	205	13075
1B(iii)	Medium Enterprises (Manufacturing + Service)	13	2180
1B(iv)	Khad and Village Industries	46	230
1B(v)	Others under MSMEs	53	577
1C	Export Credit	0	0
1D	Education	138	172
1E	Housing	850	3374
1F	Social Infrastructure	232	104
1G	Renewable Energy	1554	1193
1H	Others	5301	5331
2	Sub total= 1A+1B+1C+1D+1E+1F+1G+1H	94211	149871
3	Loans to weaker Sections under Priority Sector	37684	59908
4	Non-Priority Sector	16158	74043
4A	Agriculture	43	362
4B	Education	5	67
4C	Housing	1007	2714
4D	Personal Loans under Non-Priority Sector	2347	11660
4E	Others	12755	59220
5	Sub-total = 4A+4B+4C+4D+4E	16158	74043
	<b>Total=2+5</b>	<b>110369</b>	<b>223914</b>



Deputy District Manager

Name: **SUJAY KUMAR**

Seal

Sd/-   
District Collector

Name:

Date:

**APPROVED ANNUAL CREDIT PLAN FOR FY 2026-27**  
**DISTRICT : MANDSAUR**

Number in Actual &amp; Amount in Lakh

Sr. No	Categories	Total Credit Plan	
		Number	Amount
1	Priority Sector	361632	726183
1A	Agriculture = 1A(i)+1A(ii)+1A(iii)	832551	511372
1A(i)	Farm Credit	338743	621143
	Crop Loans (Out of Farm Credit)	239729	285334
1A(ii)	Agriculture Infrastructure	227	7133
1A(iii)	Ancillary Activities	2581	72196
1B	Micro, Small and Medium Enterprises = 1B(i)+1B(ii)+1B(iii)+1B(iv)+1B(v)	16449	191574
1B(i)	Micro Enterprises (Manufacturing + Service)	14462	127918
1B(ii)	Small Enterprises (Manufacturing + Service)	585	58542
1B(iii)	Medium Enterprises (Manufacturing + Service)	31	2046
1B(iv)	Khadi and Village Industries	148	964
1B(v)	Others under MSMEs	1219	2088
1C	Export Credit	52	400
1D	Education	562	1167
1E	Housing	990	7181
1F	Social Infrastructure	1246	751
1G	Renewable Energy	10221	20056
1H	Others	2561	3802
2	Sub-total= 1A+1B+1C+1D+1E+1F+1G+1H	364632	726183
3	Loans to weaker Sections under Priority Sector	143852	200472
4	Non-Priority Sector	42980	267315
4A	Agriculture	518	11376
4B	Education	81	1140
4C	Housing	4850	17400
4D	Personal Loans under Non-Priority Sector	5579	21674
4E	Others	31525	115723
5	Sub-total = 4A+4B+4C+4D+4E	42469	187313
	<b>Total=2+5</b>	<b>407092</b>	<b>893496</b>



Sd/- *[Signature]*  
 District Collector  
 Mandsoor  
 फलेवर  
 गिरा-मन्सौर (प.प्र.)

Date: \_\_\_\_\_

## LBS-MIS-1

## Statement showing Targets of Annual Credit Plans (ACP) for the FY 2026-27

No. in words. Amount in lakhs

Name of the District: MAUGANJ

Sr. No.	Categories	Yearly Targets under ACP 2026-27	
		Number	Amount
1	<b>PRIORITY SECTOR</b>	29655	33653
1A	Agriculture=1A(i)+1A(ii)+1A(iii)	24138	18430
1A(i)	Farm Credit	23849	17950.00
	Crop Loans (as of Farm Credit)	20510	12280.00
1A(ii)	Agriculture Infrastructure	8	370.00
1A(iii)	Auxiliary Activities	331	118.00
1B	Micro, Small and Medium Enterprises=1B(i)+1B(ii)+1B(iii)+1B(iv)+1B(v)	3483	13493
1B(i)	Micro Enterprises (Manufacturing+Service advances upto Rs. 3 crores)	3433	13085.00
1B(ii)	Small Enterprises (Manufacturing+Service advances upto Rs. 5 crores)	20	408.00
1B(iii)	Medium Enterprises (Manufacturing+Service advances upto Rs. 10 crores)	7	30.00
1B(iv)	Hand & Village Industries	17	60.00
1B(v)	Others under MSMEs	6	0.00
1C	Export Credit	6	0.00
1D	Education	73	96.00
1E	Housing	46	246.00
1F	Social Infrastructure	155	68.00
1G	Renewable Energy	1171	808.00
1H	Others	540	450.00
2	Sub Total=1A+1B+1C+1D+1E+1F+1G+1H	29655	33653
3	Loans to Weaker Sections under Priority Sector	15323	10014.00
4	<b>NON-PRIORITY SECTOR</b>	453	1662.00
4A	Agriculture	12	74.00
4B	Education	1	7.00
4C	Housing	293	700.00
4D	Personal Loans under Non-Priority Sector	853	6148.00
4E	Others	3295	11093.00
5	Sub-total=4A+4B+4C+4D+4E+4F	453	1662
	<b>TOTAL=2+5</b>	<b>34208</b>	<b>35315</b>



YOSHNA AGRAWAL  
BRANCH MANAGER  
MAUGANJ

DA. No. - 10/03/2026

DISTRICT COLLECTOR  
MAUGANJ

**APPROVED ANNUAL CREDIT PLAN FOR FY 2026-27**  
**DISTRICT : MORENA**

Sr. No	Categories	Total Credit Plan	
		Number	Amount
1	Priority Sector	82944	309971
1A	Agriculture = 1A(i)+1A(ii)+1A(iii)	67583	192154
1A(i)	Farm Credit	65483	95681
	Crop Loans (Dist. of Farm Credit)	42839	48674
1A(ii)	Agriculture Infrastructure	39	3213
1A(iii)	Auxiliary Activities	2168	95260
1B	Micro, Small and Medium Enterprises = 1B(i)+1B(ii)+1B(iii)+1B(iv)	9298	108582
1B(i)	Micro Enterprises (Manufacturing + Service)	8655	87964
1B(ii)	Small Enterprises (Manufacturing + Service)	434	59160
1B(iii)	Medium Enterprises (Manufacturing + Service)	30	4185
1B(iv)	Hand and Village Industries	72	436
1B(v)	Others under MSMEs	17	8825
1C	Export Credit	0	0
1D	Education	457	755
1E	Housing	603	983
1F	Social Infrastructure	603	313
1G	Renewable Energy	2885	2211
1H	Others	1413	2019
2	Sub total: 1A+1B+1C+1D+1E+1F+1G+1H	82544	309971
3	Loans to weaker Sections under Priority Sector	13177	78180
4	Non-Priority Sector	44071	198546
4A	Agriculture	163	4445
4B	Education	51	149
4C	Housing	742	8452
4D	Personal Loans under Non-Priority Sector	10089	36467
4E	Others	3266	147139
5	Sub-total: 4A+4B+4C+4D+4E	44071	198546
	<b>Total: 2+5</b>	<b>127015</b>	<b>508517</b>



Sidharth Kumar  
 Lead District Manager  
 Name: **SIDHARTH KUMAR**  
 Seal

Date: **09.03.2026**

Sd/-  
 District Collector

Name: **Lokesh Kumar Jangid**

**ANNUAL CREDIT PLAN FOR FY 2026-27**  
**DISTRICT : NARSINGHPUR**

Number in Actual &amp; Amount in Lakh

Sr. No	Categories	Total Credit Plan	
		Number	Amount
1	Priority Sector	238828	583790
1A	Agriculture = 1A(i)+1A(ii)+1A(iii)	230950	422782
1A(i)	Farm Credit	207800	368543
	Crop Loans (Out of Farm Credit)	136250	265354
1A(ii)	Agriculture Infrastructure	127	777
1A(iii)	Ancillary Activities	3023	15463
1B	Micro, Small and Medium Enterprises = 1B(i)+1B(ii)+1B(iii)+1B(iv)+1B(v)	12498	142745
1B(i)	Micro Enterprises (Manufacturing + Service)	11063	89020
1B(ii)	Small Enterprises (Manufacturing + Service)	408	39117
1B(iii)	Medium Enterprises (Manufacturing + Service)	38	12460
1B(iv)	Khadi and Village Industries	157	504
1B(v)	Others under MSMEs	752	783
1C	Export Credit	24	238
1D	Education	314	906
1E	Housing	1871	6056
1F	Social Infrastructure	1049	568
1G	Renewable Energy	604	4528
1H	Others	6180	6373
2	Sub total= 1A+1B+1C+1D+1E+1F+1G+1H	238828	583790
3	Loans to weaker Sections under Priority Sector	8551	233516
4	Non-Priority Sector	81294	139109
4A	Agriculture	159	263
4B	Education	81	417
4C	Housing	2509	9973
4D	Personal Loans under Non-Priority Sector	6567	32602
4E	Others	21966	87834
5	Sub-total = 4A+4B+4C+4D+4E	81294	139109
	<b>Total=2+5</b>	<b>270112</b>	<b>736899</b>



Seal

*(Signature)*  
Lead District Manager  
Name: Arun Kumar Singh

*(Signature)*  
District Collector  
Narsinghpur

Date: 09-03-2026

## Statement showing Targets of Annual Credit Plans (ACP) for the FY 2026-27

Name of the District: NEMUCH

AMT. LAKH

Sr. No.	Categories	Yearly Targets under ACP 2026-27	
		Number	Amount
<b>1</b>	<b>PRIORITY SECTOR</b>	165351	439086
<b>1A</b>	<b>Agriculture=1A(i)+1A(ii)+1A(iii)</b>	149076	277597
<b>1A(i)</b>	<b>Farm Credit</b>	147391	184520
	Crop Loans (out of Farm Credit)	115381	129172
		44	1848
<b>1A(ii)</b>	<b>Agriculture Infrastructure</b>		
<b>1A(iii)</b>	<b>Ancillary Activities</b>	1411	91229
<b>1B</b>	<b>Micro, Small and Medium Enterprises=1B(i)+1B(ii)+1B(iii)+1B(iv)+1B(v)</b>	11077	150618
<b>1B(i)</b>	<b>Micro Enterprises (Manufacturing+Service)</b>	9218	86803
<b>1B(ii)</b>	<b>Small Enterprises (Manufacturing+Service)</b>	686	54821
<b>1B(iii)</b>	<b>Medium Enterprises (Manufacturing+Service)</b>	97	6766
<b>1B(iv)</b>	<b>Khadi &amp; Village Industries</b>	47	320
<b>1B(v)</b>	<b>Others under MSMEs</b>	1029	2008
<b>1C</b>	<b>Export Credit</b>	0	0
<b>1D</b>	<b>Education</b>	379	725
<b>1E</b>	<b>Housing</b>	677	4581
<b>1F</b>	<b>Social Infrastructure</b>	4	4
<b>1G</b>	<b>Renewable Energy</b>	1587	2829
<b>1H</b>	<b>Others</b>	2351	2732
<b>2</b>	<b>Sub Total=1A+1B+1C+1D+1E+1F+1G+1H</b>	<b>165351</b>	<b>439086</b>
<b>3</b>	<b>Loans to Weaker Sections under Priority Sector</b>	62593	101498
<b>4</b>	<b>NON-PRIORITY SECTOR</b>	27709	199901
<b>4A</b>	<b>Agriculture</b>	211	5158
<b>4C</b>	<b>Education</b>	21	485
<b>4D</b>	<b>Housing</b>	576	10096
<b>4E</b>	<b>Personal Loans under Non-Priority Sector</b>	4001	14801
<b>4F</b>	<b>Others</b>	2290	169161
<b>5</b>	<b>Sub-total=4A+4B+4C+4D+4E+4F</b>	<b>27709</b>	<b>199901</b>
	<b>TOTAL=2+5</b>	<b>193060</b>	<b>638987</b>



sd/-

Lead District Manager

Name: SMITANSHU SHEKHAR

Seal

Date:




District collector

Name: HIMANSHU CHAUDHAN

Seal

Date:

## LBS-MIS-I

## Statement showing Targets of Annual Credit Plans (ACP) for the FY 2026-27

No. in actuals, Amount in lakhs

Name of the District: NEWARI

Sl. No.	Categories	Yearly Targets under ACP 2026-27	
		Number	Amount
1	PRIORITY SECTOR	19560	31459.00
1A	Agriculture=1A(i)+1A(ii)+1A(iii)	16577	16376
1A(i)	Farm Credit	16439	14955.00
	Crop Loans (out of Farm Credit)	15102	11525.00
1A(ii)	Agriculture Infrastructure	4	361.00
1A(iii)	Ancillary Activities	74	1060.00
1B	Micro, Small and Medium Enterprises=1B(i)+1B(ii)+1B(iii)+1B(iv)+1B(v)	2450	13091
1B(i)	Micro Enterprises (Manufacturing+Service advances upto Rs. 5 crores)	2390	11774.00
1B(ii)	Small Enterprises (Manufacturing+Service advances upto Rs. 5 crores)	47	1784.00
1B(iii)	Medium Enterprises (Manufacturing+Service advances upto Rs. 10 crores)	1	105.00
1B(iv)	Khadi & Village Industries	3	105.00
1B(v)	Others under MSMEs	107	225.00
1C	Export Credit	0	0.00
1D	Education	58	77.00
1E	Housing	69	463.00
1F	Social Infrastructures	2	2.00
1G	Renewable Energy	153	282.00
1H	Others	191	268.00
2	Sub Total=1A+1B+1C+1D+1E+1F+1G+1H	19560	31459
3	Loans to Weaker Sections under Priority Sector	17118	13635.00
4	NON-PRIORITY SECTOR	5610	22332.00
4A	Agriculture	19	578.00
4B	Education	1	14.00
4C	Housing	67	823.00
4D	Personal Loans under Non-Priority Sector	559	1610.00
4E	Others	4964	19317.00
5	Sub-total=4A+4B+4C+4D+4E+4F	5610	22332
	TOTAL=2+5	25170	53791

Sd/-  
Lead District Manager  
Name: Santosh Singh Agam  
Seal  
Date: 07-03-2026

Sd/-  
District Collector  
Name: [Signature]  
बिला-गिवादी (मोगु)

**APPROVED ANNUAL CREDIT PLAN FOR FY 2026-27**  
**DISTRICT : PANDHURNA**

Number in Actual &amp; Amount in Lakh

Sr. No	Categories	Total Credit Plan	
		Number	Amount
1	Priority Sector	70978	138038
1A	Agriculture = 1A(i)+1A(ii)+1A(iii)	62210	90952
1A(i)	Farm Credit	60504	74720
	Crop Loans (Out of Farm Credit)	50483	46045
1A(ii)	Agriculture Infrastructure	85	204
1A(iii)	Ancillary Activities	1641	16028
1B	Micro, Small and Medium Enterprises = 1B(i)+1B(ii)+1B(iii)+1B(iv)+1B(v)	4618	41115
1B(i)	Micro Enterprises (Manufacturing + Service)	4365	21574
1B(ii)	Small Enterprises (Manufacturing + Service)	102	13322
1B(iii)	Medium Enterprises (Manufacturing + Service)	12	5954
1B(iv)	Khadi and Village Industries	102	82
1B(v)	Others under MSMEs	37	183
1C	Export Credit	0	0
1D	Education	281	488
1E	Housing	305	2285
1F	Social Infrastructure	57	72
1G	Renewable Energy	674	643
1H	Others	2833	2483
2	Sub total= 1A+1B+1C+1D+1E+1F+1G+1H	70978	138038
3	Loans to weaker Sections under Priority Sector	17018	25657
4	Non-Priority Sector	8504	24564
4A	Agriculture	26	764
4B	Education	14	310
4C	Housing	175	2141
4D	Personal Loans under Non-Priority Sector	1875	4994
4E	Others	6412	16355
5	Sub-total = 4A+4B+4C+4D+4E	8504	24564
	<b>Total=2+5</b>	<b>79482</b>	<b>162602</b>


  
 District Manager  
 Name: K. Jha

  
 District Collector  
 Name:

## LBS-MIS-1

Statement showing Targets of Annual Credit Plans (ACP) for the FY 2026-27

No. to attach: Amount in Lakhs

Name of the District: PANNA

Sr. No.	Categories	Yearly Targets under ACP 2026-27	
		Number	Amount
1	PRIORITY SECTOR	73378	93061
1A	Agriculture=1A(i)+1A(ii)+1A(iii)	61165	59908
1A(i)	Farm Credit	60765	56531
	Crop Loans (out of Farm Credit)	49292	43799
1A(ii)	Agriculture Infrastructure	5	29
1A(iii)	Ancillary Activities	395	252
1B	Micro, Small and Medium Enterprises=1B(i)+1B(ii)+1B(iii)+1B(iv)+1B(v)	8618	30308
1B(i)	Micro Enterprises (Manufacturing+Service)	5304	27514
1B(ii)	Small Enterprises (Manufacturing+Service)	81	2192
1B(iii)	Medium Enterprises (Manufacturing+Service)	8	302
1B(iv)	Kiosk & Village Industries	25	80
1B(v)	Others under MSMEs	220	414
1C	Export Credit	0	0
1D	Education	126	164
1E	Housing	287	959
1F	Social Infrastructure	1	2
1G	Renewable Energy	258	482
1H	Others	2920	1238
2	Sub Total=1A+1B+1C+1D+1E+1F+1G+1H	73378	93061
3	Loans to Weaker Sections under Priority Sector	30571	31350
4	NON-PRIORITY SECTOR	10098	43804
4A	Agriculture	70	459
4B	Education	4	58
4C	Housing	193	2261
4D	Personal Loans under Non-Priority Sector	1355	6445
4E	Others	1471	5451
5	Sub-total=4A+4B+4C+4D+4E+4F	10098	43804
	<b>TOTAL=2+5</b>	<b>83476</b>	<b>136865</b>

sd/-

Lead District Manager

Name: SHAMA BANO

Seal

Date:



06/03/26

sd/-

District Collector

Name: Usha Parmar

कोलेक्टर  
पिना-पन्ना (म.प्र.)

**APPROVED ANNUAL CREDIT PLAN FOR FY 2026-27**  
**DISTRICT : RAISEN**

Number in Actual &amp; Amount in Lakh

Sr. No	Categories	Total Credit Plan	
		Number	Amount
1	Priority Sector	350459	645242
1A	Agriculture = 1A(i)+1A(ii)+1A(iii)	320258	647358
1A(i)	Farm Credit	317600	379094
	Crop Loans (Out of Farm Credit)	214477	243389
1A(ii)	Agriculture Infrastructure	15	2070
1A(iii)	Ancillary Activities	2383	65904
1B	Micro, Small and Medium Enterprises = 1B(i)+1B(ii)+1B(iii)+1B(iv)+1B(v)	18561	378006
1B(i)	Micro Enterprises (Manufacturing + Service)	15536	109403
1B(ii)	Small Enterprises (Manufacturing + Service)	471	57256
1B(iii)	Medium Enterprises (Manufacturing + Service)	42	17543
1B(iv)	Khadi and Village Industries	73	245
1B(v)	Others under MSMEs	439	3539
1C	Export Credit	0	0
1D	Education	345	510
1E	Housing	2265	11884
1F	Social Infrastructure	379	177
1G	Renewable Energy	2711	2770
1H	Others	8040	5557
2	Sub-total= 1A+1B+1C+1D+1E+1F+1G+1H	350459	645242
3	Loans to weaker Sections under Priority Sector	140284	258267
4	Non-Priority Sector	44452	139660
4A	Agriculture	250	1565
4B	Education	76	323
4C	Housing	2502	21378
4D	Personal Loans under Non-Priority Sector	7004	20819
4E	Others	34671	95376
5	Sub-total = 4A+4B+4C+4D+4E	44452	139660
	<b>Total=2+3</b>	<b>390743</b>	<b>784909</b>

Sd/-   
 Lead District Manager  
 Name: Pratap Singh  
 Seal

Sd/-   
 District Collector  
 Name: विश्व प्रसाद

Date:



### Approved Annual Credit Plans (ACP) for the FY 2026-27

		No. in actuals	Amount in lakhs
Name of the District: Raigarh			
Sr. No.	Categories	Yearly Targets under ACP 2025-26	
		Number	Amount
1	PRIORITY SECTOR	15111	61471
1A	Population (M) + (M) + (M)	12971	45127
1AA	Plan Credit	12750	43236
	Crop Loans (out of Plan Credit)	10457	34146
1AB	Agriculture Infrastructure	161	47
1AC	Extension Activities	159	95
1B	Micro, Small and Medium Enterprises (MSME) + (M) + (M) + (M)	1847	15254
1BA	Micro Enterprises (Manufacturing - Services)	1716	13957
1BA1	Small Enterprises (Manufacturing - Services)	815	4460
1BA2	Medium Enterprises (Manufacturing - Services)	52	133
1BA3	Road & Village Industries	144	61
1BA4	Others under MSMEs	14	23
1C	Export Credit	0	0
1D	Education	1375	531
1E	Housing	1745	471
1F	Social Infrastructure	1126	18
1G	Renewable Energy	118	28
1H	Others	953	1230
2	Sub Total (1A-1B+1C+1D+1E+1F+1G+1H)	25511	61871
3	Loans to Worker Sectors under Priority Sector	15390	21544
4	NON-PRIORITY SECTOR	1821	14276
4A	Population	84	450
4B	Education	115	33
4C	Housing	163	954
4D	Personal Loans under Non-Priority Sector	499	1487
4E	Others	1140	1391
5	Sub total (4A-4E) + (4C) + (4D) + (4E) + (4F)	1821	14276
<b>TOTAL (2+3+5)</b>		<b>31848</b>	<b>77117</b>

All Bank's coordination and MONITORING with Ministry for financial year 2026-27 annual credit plan (ACP) FOR District RAIGARH MP

Sd/-  
Lead District Manager (DOM)

Name: Dakshar Singh

Date: 06/08/2025



Sd/-

*(Signature)*  
District - Raigarh

Name: Dr. Chandra Shekhar Mishra

**APPROVED ANNUAL CREDIT PLAN FOR FY 2026-27**  
**DISTRICT : RATLAM**

Number in Actual &amp; Amount in Lakh

Sr. No	Categories	Total Credit Plan	
		Number	Amount
1	Priority Sector	313405	1037872
1A	Agriculture = 1A(i)+1A(ii)+1A(iii)	267853	533750
1A(i)	Farm Credit	263776	415309
	Crop Loans (Out of Farm Credit)	275758	279929
1A(ii)	Agriculture Infrastructure	173	9361
1A(iii)	Ancillary Activities	904	11580
1B	Micro, Small and Medium Enterprises = 1B(i)+1B(ii)+1B(iii)+1B(iv)+1B(v)	24234	467089
1B(i)	Micro Enterprises (Manufacturing + Service)	19088	207613
1B(ii)	Small Enterprises (Manufacturing + Service)	1151	152397
1B(iii)	Medium Enterprises (Manufacturing + Service)	266	99325
1B(iv)	Khadi and Village Industries	144	189
1B(v)	Others under MSM/Es	1037	7364
1C	Export Credit	67	652
1D	Education	791	1335
1E	Housing	2144	11239
1F	Social Infrastructure	970	622
1G	Renewable Energy	9476	11085
1H	Others	7820	6100
2	Sub total= 1A+1B+1C+1D+1E+1F+1G+1H	313405	1037872
3	Loans to weaker Sections under Priority Sector	109602	363255
4	Non-Priority Sector	68480	290505
4A	Agriculture	420	7458
4B	Education	101	1750
4C	Housing	5072	27327
4D	Personal Loans under Non-Priority Sector	9191	37903
4E	Others	53696	216067
5	Sub-total = 4A+4B+4C+4D+4E	68480	290505
	<b>Total=2+5</b>	<b>381885</b>	<b>1328377</b>

Sd/-  
Lead District Manager  
Name: (P)-L.D.M.  
Seal



Sd/-  
District Collector  
Name: (P)-D.C.  
(S.L.)

Date: 10/03/2026

## LBS-MIS-1

## Statement showing Targets of Annual Credit Plans (ACP) for the FY 2026-27

No. in actuals. Amount in lakhs

Name of the District:REWA

Sr. No.	Categories	Yearly Targets under ACP 2026-27	
		Number	Amount
1	<b>PRIORITY SECTOR</b>	125686	446854
1A	Agriculture=1A(i)+1A(ii)+1A(iii)	102602	172005
1A(i)	Farm Credit	101707	136067
	Crop Loans (out of Farm Credit)	84312	103148
1A(ii)	Agriculture Infrastructure	21	207
1A(iii)	Ancillary Activities	874	3571
1B	<b>Micro, Small and Medium Enterprises=1B(i)+1B(ii)+1B(iii)+1B(iv)+1B(v)</b>	16851	259816
1B(i)	Micro Enterprises (Manufacturing+Service advances upto Rs. 5 crores)	15931	165316
1B(ii)	Small Enterprises (Manufacturing+Service advances upto Rs. 5 crores)	571	66713
1B(iii)	Medium Enterprises (Manufacturing+Service advances upto Rs. 10 crores)	49	27143
1B(iv)	Khadi & Village Industries	71	193
1B(v)	Others under MSMEs	229	451
1C	Export Credit	0	0
1D	Education	556	1052
1E	Housing	1631	10818
1F	Social Infrastructure	3	273
1G	Renewable Energy	346	662
1H	Others	3693	2218
2	<b>Sub Total=1A+1B+1C+1D+1E+1F+1G+1H</b>	<b>125686</b>	<b>446854</b>
3	Loans to Weaker Sections under Priority Sector	60122	88920
4	<b>NON-PRIORITY SECTOR</b>	40075	191567
4A	Agriculture	85	673
4B	Education	47	914
4C	Housing	1376	26409
4D	Personal Loans under Non-Priority Sector	7516	45576
4E	Others	31051	118004
5	<b>Sub-total=4A+4B+4C+4D+4E+4F</b>	<b>40075</b>	<b>191567</b>
	<b>TOTAL=2+5</b>	<b>165761</b>	<b>638421</b>

 Sd/-  
 Lead District Manager

Name: JAJUMOHAN

Seal

Date: 11/05/2026


 Sd/-  
 District Collector  
 Rewa (R.S.)

**LBS-MIS-I**

**Statement showing Targets of Annual Credit Plans (ACP) for the FY 2026-27**

No

Name of the District: SAGAR

Sr	Categories	Yearly Targets under ACP 2026-27	
		Number	Amount
<b>1</b>	<b>PRIORITY SECTOR</b>		
<b>1A</b>	<b>Agriculture=1A(i)+1A(ii)+1A(iii)</b>	32067	681451.00
<b>1A(i)</b>	Farm Credit	278273	417912
	Crop Loans (out of Farm Credit)	277081	384380.00
<b>1A(ii)</b>	Agriculture Infrastructure	238181	258181.00
<b>1A(iii)</b>	Ancillary Activities	127	2441.00
<b>1B</b>	<b>Micro, Small and Medium Enterprises=1B(i)+1B(ii)+1B(iii)+1B(iv)+1B(v)</b>	1065	31984.00
<b>1B(i)</b>	Micro Enterprises (Manufacturing+Service)	26213	242335
<b>1B(ii)</b>	Small Enterprises (Manufacturing+Service)	24818	166471.00
<b>1B(iii)</b>	Medium Enterprises (Manufacturing+Service)	561	45150.00
<b>1B(iv)</b>	Khadi & Village Industries	75	28017.00
<b>1B(v)</b>	Others under MSMEs	149	1250.00
<b>1C</b>	Export Credit	0	0.00
<b>1D</b>	Education	677	1188.00
<b>1E</b>	Housing	2253	10313.00
<b>1F</b>	Social Infrastructure	1	1.00
<b>1G</b>	Renewable Energy	745	1333.00
<b>1H</b>	Others	12505	8369.00
<b>2</b>	<b>Sub Total=1A+1B+1C+1D+1E+1F+1G+1H</b>	<b>32067</b>	<b>681451</b>
<b>3</b>	Loans to Weaker Sections under Priority Sector	199680	254906.00
<b>4</b>	<b>NON-PRIORITY SECTOR</b>	62381	244396.00
<b>4A</b>	Agriculture	822	24106.00
<b>4C</b>	Education	58	786.00
<b>4D</b>	Housing	1268	17912.00
<b>4E</b>	Personal Loans under Non-Priority Sector	9335	39330.00
<b>4F</b>	Others	50898	162262.00
<b>5</b>	<b>Sub-total=4A+4B+4C+4D+4E+4F</b>	<b>62381</b>	<b>244396</b>
	<b>TOTAL=2+5</b>	<b>383048</b>	<b>925847</b>

sd/-  
Lead District Manager

Name: C. P. Singh

Post:

Date: 05/13/26



sd/-  
CEO Panchayat

Name:

Mrs. Anjali Yadav

sd/-

District collector

Name:

<p>आपकी बैंक जानकारी: अपना पूरी जानकारी के लिए सतना, उत्तरांचल बैंक, 201001-485001</p>	<p><b>भारतीय बैंक</b>  <b>Indian Bank</b></p> <p><b>आपका अपना बैंक, हम हमेशा आपके साथ</b> YOUR OWN BANK &amp; ALWAYS WITH YOU</p> 	<p><b>LEAD BANK OFFICE : SATNA</b> Third Floor, Indian Bank Building, Jai Stambh Chowk, Satna-485001</p>
<p><b>Email :</b> lbc.satna@indianbank.bank.in</p>		

**APPROVED ANNUAL CREDIT PLAN 2026-27  
DISTRICT- SATNA**

Sr.No	Sector	No. of total Amount Lacs	
		Number	Amount
1	Priority Sector		
1A	Agriculture= 1A(i)+1A(ii)+1A(iii)	100900	166200
1A(i)	Farm Credit	100000	130000
	Crop Loans (out of Farm Credit)	85000	100000
1A(ii)	Agriculture Infrastructure	200	1200
1A(iii)	Ancillary Activities	700	35000
1B	Micro, Small and Medium Enterprises = 1B(i)+1B(ii)+1B(iii)+1B(iv)+1B(v)	21040	275700
1B(i)	Micro Enterprises (Manufacturing + Service)	20000	160000
1B(ii)	Small Enterprises (Manufacturing + Service)	800	75000
1B(iii)	Medium Enterprises (Manufacturing+ Service)	150	40000
1B(iv)	Khadi and Village Industries /	50	300
1B(v)	Others under MSMEs	40	400
1C	Export Credit	0	0
1D	Education	600	800
1E	Housing	1200	5500
1F	Social Infrastructure	5	20
1G	Renewable Energy	100	600
1H	Others	8000	4200
2	Subtotal= 1A+1B+1C+1D+1E+1F+1G+1H	131845	453020
3	Loans to weaker Sections under Priority Sector	70000	135000
4	Non-Priority Sector		
4A	Agriculture	200	500
4B	Education	45	150
4C	Housing	1500	18000
4D	Personal Loans under Non-Priority Sector	5000	30000
4E	Others	32000	170000
5	Sub-total=4A +4B+4C+4D+4E	38745	218650
	<b>Total=2+5</b>	<b>170590</b>	<b>671670</b>

  
**(GAUTAM SHARMA)**  
LDM SATNA

  
**(Dr Sathish Kumar S)**  
DISTRICT COLLECTOR SATNA

## LBS-MIS-1

## Statement showing Targets of Annual Credit Plans (ACP) for the FY 2026-27

No. in details. Amount in lakhs

Name of the District:SEHORE

Sr. No.	Categories	Yearly Targets under ACP 2026-27	
		Number	Amount
1	PRIORITY SECTOR	367758	746294
1A	Agriculture=1A(i)+1A(ii)+1A(iii)	339559	587494
1A(i)	Farm Credit	334628	545587
	Crop Loans (out of Farm Credit)	283484	413850
1A(ii)	Agriculture Infrastructure	234	1990
1A(iii)	Auxiliary Activities	4697	35917
1B	Micro, Small and Medium Enterprises=1B(i)+1B(ii)+1B(iii)+1B(iv)+1B(v)	19451	145121
1B(i)	Micro Enterprises (Manufacturing+Service advances upto Rs. 5 crores)	18520	102303
1B(ii)	Small Enterprises (Manufacturing+Service advances upto Rs. 5 crores)	541	41241
1B(iii)	Medium Enterprises (Manufacturing+Service advances upto Rs. 10 crores)	79	889
1B(iv)	Khadi & Village Industries	85	286
1B(v)	Others under MSMEs	226	402
1C	Export Credit	0	0
1D	Education	768	1131
1E	Housing	3582	10456
1F	Social Infrastructure	4	20
1G	Renewable Energy	450	817
1H	Others	3944	5255
2	Sub Total=1A+1B+1C+1D+1E+1F+1G+1H	367758	746294
3	Loans to Weaker Sections under Priority Sector	126656	261183
4	NON-PRIORITY SECTOR	47080	138988
4A	Agriculture	585	8588
4B	Education	21	320
4C	Housing	841	12280
4D	Personal Loans under Non-Priority Sector	7232	22883
4E	Others	38401	94917
5	Sub-total=4A+4B+4C+4D+4E+4F	47080	138988
	TOTAL=2+5	414838	885282



Lead District Manager

Name: Jaideep Bhatnagar

Seal

Date: 09-03-2026




 Sehore  
 जिल्हा कार्यालय, सीहोर  
 (गुजरात)

## Name of the District: (EON)

Sr. No.	Categories	Yearly Target under ACP 2024-25	
		Number	Amount
1	PRIORITY SECTOR	229032	398061.00
1A	Agriculture=1A(i)+1A(ii)+1A(iii)	201549	246133
1A(i)	Farm Credit	298279	246267.00
	Crop Loans (out of Farm Credit)	161848	184716.00
1A(ii)	Agriculture Infrastructure	90	315.00
1A(iii)	Auxiliary Activities	2233	18553.00
1B	Micro, Small and Medium Enterprises=1B(i)+1B(ii)+1B(iii)+1B(iv)+1B(v)	14294	100053
1B(i)	Micro Enterprises (Manufacturing+Service)	13588	73587.00
1B(ii)	Small Enterprises (Manufacturing+Service)	473	29544.00
1B(iii)	Medium Enterprises (Manufacturing+Service)	20	2135.00
1B(iv)	Khadi & Village Industries	24	101.00
1B(v)	Others under MSMEs	153	686.00
1C	Export Credit	0	0.00
1D	Education	260	346.00
1E	Housing	1918	5157.00
1F	Social Infrastructure	11	17.00
1G	Renewable Energy	181	357.00
1H	Others	8979	12913.00
2	Sub Total=1A+1B+1C+1D+1E+1F+1G+1H	229032	290981
3	Loans to Weaker Sections under Priority Sector	166874	291830.00
4	NON-PRIORITY SECTOR	21750	96558.00
4A	Agriculture	263	5041.00
4B	Education	18	233.00
4C	Housing	710	8793.00
4D	Personal Loans under Non-Priority Sector	4994	22736.00
4E	Others	17765	59665.00
5	Sub-total=4A+4B+4C+4D+4E+4F	21750	96558
	<b>TOTAL=2+3</b>	<b>252832</b>	<b>487839</b>

Lead District Manager

Name: PRAVEEN KUMAR

Seal

Date: 11/03/2026



District collector

Name: SMT SHREKA PATIL

**APPROVED ANNUAL CREDIT PLAN FOR FY 2026-27**  
**DISTRICT : SHAHDOL**

Sr. No	Categories	Number in Actual & Amount in Lakh	
		Total Credit Plan	
		Number	Amount
<b>1</b>	<b>Priority Sector</b>	<b>86518</b>	<b>186580</b>
<b>1A</b>	<b>Agriculture = 1A(i)+1A(ii)+1A(iii)</b>	<b>65663</b>	<b>88241</b>
<b>1A(i)</b>	<b>Farm Credit</b>	<b>64682</b>	<b>76655</b>
	<b>Crop Loans (Out of Farm Credit)</b>	<b>35279</b>	<b>33110</b>
<b>1A(ii)</b>	<b>Agriculture Infrastructure</b>	<b>75</b>	<b>8287</b>
<b>1A(iii)</b>	<b>Ancillary Activities</b>	<b>906</b>	<b>3299</b>
<b>1B</b>	<b>Micro, Small and Medium Enterprises = 1B(i)+1B(ii)+1B(iii)+1B(iv)+1B(v)</b>	<b>9627</b>	<b>87614</b>
<b>1B(i)</b>	<b>Micro Enterprises (Manufacturing + Service)</b>	<b>9197</b>	<b>59459</b>
<b>1B(ii)</b>	<b>Small Enterprises (Manufacturing + Service)</b>	<b>236</b>	<b>23380</b>
<b>1B(iii)</b>	<b>Medium Enterprises (Manufacturing + Service)</b>	<b>19</b>	<b>3738</b>
<b>1B(iv)</b>	<b>Khadi and Village Industries</b>	<b>85</b>	<b>504</b>
<b>1B(v)</b>	<b>Others under MSMEs</b>	<b>90</b>	<b>535</b>
<b>1C</b>	<b>Export Credit</b>	<b>19</b>	<b>0</b>
<b>1D</b>	<b>Education</b>	<b>293</b>	<b>600</b>
<b>1E</b>	<b>Housing</b>	<b>506</b>	<b>3439</b>
<b>1F</b>	<b>Social Infrastructure</b>	<b>72</b>	<b>929</b>
<b>1G</b>	<b>Renewable Energy</b>	<b>1005</b>	<b>886</b>
<b>1H</b>	<b>Others</b>	<b>9333</b>	<b>4867</b>
<b>2</b>	<b>Sub total = 1A+1B+1C+1D+1E+1F+1G+1H</b>	<b>86518</b>	<b>186580</b>
<b>3</b>	<b>Loans to weaker Sections under Priority Sector</b>	<b>39850</b>	<b>57729</b>
<b>4</b>	<b>Non-Priority Sector</b>	<b>20751</b>	<b>57927</b>
<b>4A</b>	<b>Agriculture</b>	<b>58</b>	<b>1127</b>
<b>4B</b>	<b>Education</b>	<b>48</b>	<b>740</b>
<b>4C</b>	<b>Housing</b>	<b>1131</b>	<b>7399</b>
<b>4D</b>	<b>Personal Loans under Non-Priority Sector</b>	<b>2847</b>	<b>16894</b>
<b>4E</b>	<b>Others</b>	<b>16667</b>	<b>71751</b>
<b>5</b>	<b>Sub-total = 4A+4B+4C+4D+4E</b>	<b>20751</b>	<b>57927</b>
	<b>Total=2+5</b>	<b>107269</b>	<b>284507</b>

Sd/-  
Lead District Manager

Name: **KUMAR CHAUHAN**

Seal



Sd/-  
District Collector

Name: **कनिका देवी गिरी**  
**एफडीएम (म.प्र.)**

Date:

**LBS-MIS-I**

**Statement showing Targets of Annual Credit Plans (ACP) for the FY 2026-27**

No. in actuals, Amount in lakhs

Name of the District: SHAJAPUR

Sr. No.	Categories	Yearly Targets under ACP 2026-27	
		Number	Amount
<b>1</b>	<b>PRIORITY SECTOR</b>		
<b>1A</b>	<b>Agriculture=1A(i)+1A(ii)+1A(iii)</b>	291570	574145
<b>1A(i)</b>	<b>Farm Credit</b>	275037	468888
	Crop Loans (out of Farm Credit)	273472	438768
		224308	326033
<b>1A(ii)</b>	<b>Agriculture Infrastructure</b>	56	2179
<b>1A(iii)</b>	<b>Ancillary Activities</b>	1509	27941
<b>1B</b>	<b>Micro, Small and Medium Enterprises=1B(i)+1B(ii)+1B(iii)+1B(iv)+1B(v)</b>	12039	95693
<b>1B(i)</b>	<b>Micro Enterprises (Manufacturing+Service)</b>	11223	69444
<b>1B(ii)</b>	<b>Small Enterprises (Manufacturing+Service)</b>	343	24429
<b>1B(iii)</b>	<b>Medium Enterprises (Manufacturing+Service)</b>	32	974
<b>1B(iv)</b>	<b>Khadi &amp; Village Industries</b>	70	190
<b>1B(v)</b>	<b>Others under MSMEs</b>	371	656
<b>1C</b>	<b>Export Credit</b>	0	0
<b>1D</b>	<b>Education</b>	576	828
<b>1E</b>	<b>Housing</b>	702	4729
<b>1F</b>	<b>Social Infrastructure</b>	0	0
<b>1G</b>	<b>Renewable Energy</b>	430	750
<b>1H</b>	<b>Others</b>	2786	3257
<b>2</b>	<b>Sub Total=1A+1B+1C+1D+1E+1F+1G+1H</b>	<b>291570</b>	<b>574145</b>
<b>3</b>	<b>Loans to Weaker Sections under Priority Sector</b>	124162	199798
<b>4</b>	<b>NON-PRIORITY SECTOR</b>	29314	84311
<b>4A</b>	<b>Agriculture</b>	435	5197
<b>4B</b>	<b>Education</b>	23	251
<b>4C</b>	<b>Housing</b>	465	6017
<b>4D</b>	<b>Personal Loans under Non-Priority Sector</b>	5163	16243
<b>4E</b>	<b>Others</b>	23226	56693
<b>5</b>	<b>Sub-total=4A+4B+4C+4D+4E+4F</b>	<b>29314</b>	<b>84311</b>
	<b>TOTAL=2+5</b>	<b>320884</b>	<b>658456</b>

**कृष्ण - बैंक ऑफ इंडिया**

sd/-

Lead District Manager

Name: Vinod Kumar

Seal

Date: 10-03-2026

sd/-

District collector

Name: Riya Bafra

Statement showing Targets of Annual Credit Plans (ACP) for the FY 2026-27

Name of the District: SHEOPURKALA

No. in actual: Amount in (Lacs)

Sr. No.	Categories	Yearly Targets under ACP 2026-27	
		Number	Amount
1	PRIORITY SECTOR	57103	142705
1A	Agriculture=1A(i)+1A(ii)+1A(iii)	48736	106676
1A(i)	Farm Credit	48457	89517
	Crop Loans (out of Farm Credit)	47008	66025
1A(ii)	Agriculture Infrastructure	1	444
1A(iii)	Auxiliary Activities	278	16722
1B	Micro, Small and Medium Enterprises=1B(i)+1B(ii)+1B(iii)+1B(iv)+1B(v)	2117	21107
1B(i)	Micro Enterprises (Manufacturing+Service advances upto Rs. 5 crores)	2853	20736
1B(ii)	Small Enterprises (Manufacturing+Service advances upto Rs. 5 crores)	148	9942
1B(iii)	Medium Enterprises (Manufacturing+Service advances upto Rs. 10 crores)	0	0
1B(iv)	Khadi & Village Industries	77	302
1B(v)	Others under MSMEs	39	27
1C	Export Credit	0	0
1D	Education	72	160
1E	Housing	152	823
1F	Social Infrastructure	1	11
1G	Renewable Energy	54	108
1H	Others	4421	3813
2	Sub Total-1A+1B+1C+1D+1E+1F+1G+1H	57103	142705
3	Loans to Weaker Sections under Priority Sector	32517	43744
4	NON-PRIORITY SECTOR	7590	31026
4A	Agriculture	111	1294
4C	Education	2	11
4D	Housing	89	1123
4E	Personal Loans under Non-Priority Sector	1433	5306
4F	Others	5954	23370
5	Sub-total=4A+4B+4C+4D+4E+4F	7590	31026
	<b>TOTAL=2+5</b>	<b>64693</b>	<b>173731</b>

Lead District Manager

Name: Y.N.SOY

Seal: LDM-SHEOPUR

Date: 10.03.2026



District Collector

Name: ARPIT VERMA

Sheopur (M.P.)

## LBS-MIS-1

## Statement showing Targets of Annual Credit Plans (ACP) for the FY 2026-27

No. in actuals. Amount in lakhs

Name of the District: SHIVPURI

Sr. No.	Categories	Yearly Targets under ACP 2026-27	
		Number	Amount
1	PRIORITY SECTOR	108274	321016.00
1A	Agriculture=1A(i)+1A(ii)+1A(iii)	86859	178226
1A(i)	Farm Credit	85093	149152.00
	Crop Loans (out of Farm Credit)	65412	96149.00
1A(ii)	Agriculture Infrastructure	43	813.00
1A(iii)	Ancillary Activities	1723	28259.00
1B	Micro, Small and Medium Enterprises=1B(i)+1B(ii)+1B(iii)+1B(iv)+1B(v)	12506	129903
1B(i)	Micro Enterprises (Manufacturing+Service advances upto Rs. 5 crores)	11795	83729.00
1B(ii)	Small Enterprises (Manufacturing+Service advances upto Rs. 5 crores)	480	38941.00
1B(iii)	Medium Enterprises (Manufacturing+Service advances upto Rs. 10 crores)	29	5335.00
1B(iv)	Khadi & Village Industries	74	544.00
1B(v)	Others under MSMEs	128	1356.00
1C	Export Credit	0	0.00
1D	Education	266	266.00
1E	Housing	217	1569.00
1F	Social Infrastructure	3	103.00
1G	Renewable Energy	227	363.00
1H	Others	8096	10344.00
2	Sub Total=1A+1B+1C+1D+1E+1F+1G+1H	108274	321016
3	Loans to Weaker Sections under Priority Sector	55948	83671.00
4	NON-PRIORITY SECTOR	24168	105212.00
4A	Agriculture	174	3062.00
4B	Education	14	185.00
4C	Housing	363	6945.00
4D	Personal Loans under Non-Priority Sector	2429	12592.00
4E	Others	21186	82428.00
5	Sub-total=4A+4B+4C+4D+4E+4F	24168	105212
	TOTAL=2+5	132442	426228

Lead District Manager

Name: KAMAL KISHOR SINGH

Date: 06/03/2026

District collector

Name: SH. RAVENDRA KR.  
CHOUHARY

Form 2024  
 Statement Showing Receipt of Annual Credit from (a) to (b) for the FY 2024-25

The transferor is/are

Sl. No.	Category	Value/Receipt under 2013-24-25	Transferor	Transferee
1	100% Dividend	1000	ABC	DEF
2	100% Dividend	2000	ABC	DEF
3	100% Dividend	3000	ABC	DEF
4	100% Dividend	4000	ABC	DEF
5	100% Dividend	5000	ABC	DEF
6	100% Dividend	6000	ABC	DEF
7	100% Dividend	7000	ABC	DEF
8	100% Dividend	8000	ABC	DEF
9	100% Dividend	9000	ABC	DEF
10	100% Dividend	10000	ABC	DEF

TRANSFEROR

NAME: ABC  
 ADDRESS: DEF  
 PAN: GHIJKL  
 SIGNATURE: MNO  
 DATE: PQR

TRANSFEEEE

NAME: DEF  
 ADDRESS: GHI  
 PAN: JKLMN  
 SIGNATURE: OPQ  
 DATE: RST

WITNESSES

NAME: UVW  
 ADDRESS: XYZ  
 PAN: ABCDE  
 SIGNATURE: FGH  
 DATE: IJK

10/03/2026  
 10/03/2026  
 10/03/2026



10/03  
 10/03  
 10/03

**APPROVED ANNUAL CREDIT PLAN FOR FY 2026-27**  
**DISTRICT : SINGRAULI**

Number in Actual & Amount in Lakh

Sr. No	Categories	Total Credit Plan	
		Number	Amount
1	Priority Sector	34852	156949
1A	Agriculture = 1A(i)+1A(ii)+1A(iii)	24848	45095
1A(i)	Farm Credit	24589	34945
	Crop Loans (Out of Farm Credit)	21635	26393
1A(ii)	Agriculture Infrastructure	15	513
1A(iii)	Ancillary Activities	244	2037
1B	Micro, Small and Medium Enterprises = 1B(i)+1B(ii)+1B(iii)+1B(iv)+1B(v)	8508	107459
1B(i)	Micro Enterprises (Manufacturing + Service)	8074	77155
1B(ii)	Small Enterprises (Manufacturing + Service)	353	29039
1B(iii)	Medium Enterprises (Manufacturing + Service)	15	826
1B(iv)	Khadi and Village Industries	24	318
1B(v)	Others under MSMEs	42	121
1C	Export Credit	0	0
1D	Education	602	1000
1E	Housing	199	1695
1F	Social Infrastructure	0	0
1G	Renewable Energy	95	200
1H	Others	600	1000
2	Sub-total= 1A+1B+1C+1D+1E+1F+1G+1H	34852	156949
3	Loans to weaker Sections under Priority Sector	12225	31213
4	Non-Priority Sector	23067	143685
4A	Agriculture	8	22
4B	Education	22	430
4C	Housing	191	3806
4D	Personal Loans under Non-Priority Sector	3935	30114
4E	Others	18911	109313
5	Sub-total = 4A+4B+4C+4D+4E	23067	143685
	<b>Total=2+5</b>	<b>57919</b>	<b>300634</b>

SD/-  
Lead District Manager  
Name : Ranjit Kumar  
Seal



SD/-  
District Collector  
Name : Sh. Gaurav Bhatia

सिन्हा - सिवदेवी (पं. ३३)

Date:13/03/2026

## Statement showing Targets of Annual Credit Plans (ACP) for the FY 2026-27

No. in actuals. Amount in lakhs

Name of the District:TIKAMGARH

Sr. No.	Categories	Yearly Targets under ACP 2026-27	
		Number	Amount
1	<b>PRIORITY SECTOR</b>	69408	132361.00
1A	Agriculture=1A(i)+1A(ii)+1A(iii)	56370	68185
1A(i)	Farm Credit	55955	50657.00
	Crop Loans (out of Farm Credit)	47539	36907.00
1A(ii)	Agriculture Infrastructure	26	449.00
1A(iii)	Auxiliary Activities	389	17279.00
1B	<b>Micro, Small and Medium Enterprises=1B(i)+1B(ii)+1B(iii)+1B(iv)+1B(v)</b>	8375	59240
1B(i)	Micro Enterprises (Manufacturing+Service)	7904	47219.00
1B(ii)	Small Enterprises (Manufacturing+Service)	182	10385.00
1B(iii)	Medium Enterprises (Manufacturing+Service)	5	701.00
1B(iv)	Khadi & Village Industries	41	124.00
1B(v)	Others under MSMEs	243	811.00
1C	Export Credit	0	0.00
1D	Education	124	250.00
1E	Housing	269	1689.00
1F	Social Infrastructure	0	0.00
1G	Renewable Energy	1326	650.00
1H	Others	2944	2147.00
2	<b>Sub Total=1A+1B+1C+1D+1E+1F+1G+1H</b>	<b>69408</b>	<b>132361</b>
3	Loans to Weaker Sections under Priority Sector	24464	46532.00
4	<b>NON-PRIORITY SECTOR</b>	13784	65299.00
4A	Agriculture	148	4183.00
4B	Education	11	160.00
4C	Housing	471	1993.00
4D	Personal Loans under Non-Priority Sector	937	4459.00
4E	Others	1227	5450.00
5	<b>Sub-total=4A+4B+4C+4D+4E+4F</b>	13784.00	65299.00
	<b>TOTAL=2+5</b>	<b>83192</b>	<b>197660</b>

Lead District Manager

Name: Kailash Narayan Arya

Seal

Date:


  
 District Collector  
 जिला-टीकमगढ़ (म.प्र.)

## LBS-MIS-1

## Statement showing Targets of Annual Credit Plans (ACP) for the FY 2026-27

SLBC

Nil. in actuals. Amount in lakhs

Name of the District: UJJAIN

Sr. No.	Categories	Yearly Targets under ACP 2026-27	
		Number	Amount
1	PRIORITY SECTOR	472536	1421010
1A	Agriculture=1A(i)+1A(ii)+1A(iii)	412113	908404
1A(i)	Farm Credit	407974	805782
	Crop Loans (out of Farm Credit)	290776	594028
1A(ii)	Agriculture Infrastructure	525	5660
1A(iii)	Ancillary Activities	3614	96962
1B	Micro, Small and Medium Enterprises=1B(i)+1B(ii)+1B(iii)+1B(iv)+1B(v)	27042	455510
1B(i)	Micro Enterprises (Manufacturing+Service advances upto Rs. 5 crores)	34092	265761
1B(ii)	Small Enterprises (Manufacturing+Service advances upto Rs. 5 crores)	1251	150926
1B(iii)	Medium Enterprises (Manufacturing+Service advances upto Rs. 10 crores)	182	36164
1B(iv)	Khadi & Village Industries	88	391
1B(v)	Others under MSMEs	1329	2268
1C	Export Credit	53	396
1D	Education	1491	2618
1E	Housing	5795	28785
1F	Social Infrastructure	633	3471
1G	Renewable Energy	7075	7759
1H	Others	8334	14067
2	Sub Total=1A+1B+1C+1D+1E+1F+1G+1H	472536	1421010
3	Loans to Weaker Sections under Priority Sector	163388	497354
4	NON-PRIORITY SECTOR	113910	408836
4A	Agriculture	611	4945
4B	Education	233	3069
4C	Housing	7678	64882
4D	Personal Loans under Non-Priority Sector	13731	49966
4E	Others	91657	283974
5	Sub-total=4A+4B+4C+4D+4E+4F	113910	408836
	TOTAL=2+5	586446	1829846

sd/

Lead District Manager

Name: Sawji Kumar Mishra

Seat

Date: 10 May 2026



Sc/

District collector

Name:

## LBS-MIS-1

## Statement showing Targets of Annual Credit Plans (ACP) for the FY 2026-27

		Sheet 1	No. in actuals. Amount in lakhs
<b>Name of the District: UMARIA</b>			
Sr. No.	Categories	Yearly Targets under ACP 2026-27	
		Number	Amount
1	<b>PRIORITY SECTOR</b>	<b>65305.00</b>	<b>58129.00</b>
1A	<b>Agriculture=1A(i)+1A(ii)+1A(iii)</b>	<b>52736.00</b>	<b>31007.51</b>
1A(i)	Farm Credit	50956.00	23295.83
	Crop Loans (out of Farm Credit)	31664.00	16061.87
1A(ii)	Agriculture Infrastructure	125.00	4954.51
1A(iii)	Ancillary Activities	1655.00	2757.17
1B	<b>Micro, Small and Medium Enterprises=1B(i)+1B(ii)+1B(iii)+1B(iv)+1B(v)</b>	<b>4613.00</b>	<b>19127.12</b>
1B(i)	Micro Enterprises (Manufacturing+Service advances upto Rs. 5 crores)	4453.00	13841.8
1B(ii)	Small Enterprises (Manufacturing+Service advances upto Rs. 5 crores)	125.00	4553.35
1B(iii)	Medium Enterprises (Manufacturing+Service advances upto Rs. 10 crores)	15.00	460.00
1B(iv)	Khadi & Village Industries	0.00	0
1B(v)	Others under MSMEs	20.00	271.97
1C	Export Credit	0.00	0
1D	Education	170.00	404.25
1E	Housing	207.00	2006.4
1F	Social Infrastructure	14.00	810.00
1G	Renewable Energy	80.00	105.00
1H	Others	7485.00	4668.72
2	<b>Sub Total-1A+1B+1C+1D+1E+1F+1G+1H</b>	<b>65305.00</b>	<b>58129.00</b>
3	<b>Loans to Weaker Sections under Priority 5</b>	<b>27064.00</b>	<b>31111.08</b>
4	<b>NON-PRIORITY SECTOR</b>	<b>7286.00</b>	<b>29431.81</b>
4A	Agriculture	0.00	0
4C	Education	15.00	18.48
4D	Housing	110.00	887.04
4E	Personal Loans under Non-Priority Sector	1733.00	6855.03
4F	Others	5428.00	21671.26
5	<b>Sub-total=4A+4B+4C+4D+4E+4F</b>	<b>7286.00</b>	<b>29431.81</b>
<b>TOTAL=2+5</b>		<b>72591.00</b>	<b>87560.81</b>

Sd-

Lead District Manager

Name: Sewak Ram Sonbhadra

District Umaria (M.P.)

Date: 11.03.2026

Sd-

District collector

Name: Dharmendra Kumar Jain

District Umaria (M.P.)

## LRS-MIS-1

## Statement showing Targets of Annual Credit Plans (ACP) for the FY 2026-27

No. in actuals. Amount in lakhs

Name of the District: VIDISHA

Sr. No.	Categories	Yearly Targets under ACP 2026-27	
		Number	Amount
1	<b>PRIORITY SECTOR</b>	301331	720361
1A	Agriculture=1A(i)+1A(ii)+1A(iii)	275075	580740
1A(i)	Farm Credit	273371	543365
	Crop Loans (out of Farm Credit)	223887	428419
1A(ii)	Agriculture Infrastructure	378	1276
1A(iii)	Ancillary Activities	1326	36099
1B	<b>Micro, Small and Medium Enterprises=1B(i)+1B(ii)+1B(iii)+1B(iv)+1B(v)</b>	13907	122380
1B(i)	Micro Enterprises (Manufacturing+Service advances upto Rs. 5 crores)	12024	87914
1B(ii)	Small Enterprises (Manufacturing+Service advances upto Rs. 5 crores)	408	29860
1B(iii)	Medium Enterprises (Manufacturing+Service advances upto Rs. 10 crores)	27	1925
1B(iv)	Cluster & Village Industries	64	74
1B(v)	Others under MSMEs	1294	2607
1C	<b>Export Credit</b>	0	0
1D	<b>Education</b>	540	834
1E	<b>Housing</b>	1767	7386
1F	<b>Social Infrastructure</b>	4	4
1G	<b>Renewable Energy</b>	2014	3578
1H	<b>Others</b>	8015	5439
2	<b>Sub Total=1A+1B+1C+1D+1E+1F+1G+1H</b>	301331	720361
3	<b>Loans to Weaker Sections under Priority Sector</b>	210931	506108
4	<b>NON-PRIORITY SECTOR</b>	47921	122827
4A	Agriculture	386	4756
4B	Education	24	201
4C	Housing	592	7984
4D	Personal Loans under Non-Priority Sector	7139	19307
4E	Others	39780	90579
5	<b>Sub-total=4A+4B+4C+4D+4E+4F</b>	47921	122827
	<b>TOTAL=2+5</b>	349252	843188

अनुमोदन

कलेक्टर विदिशा

अग्रणी जिला प्रबंधक,  
विदिशा